

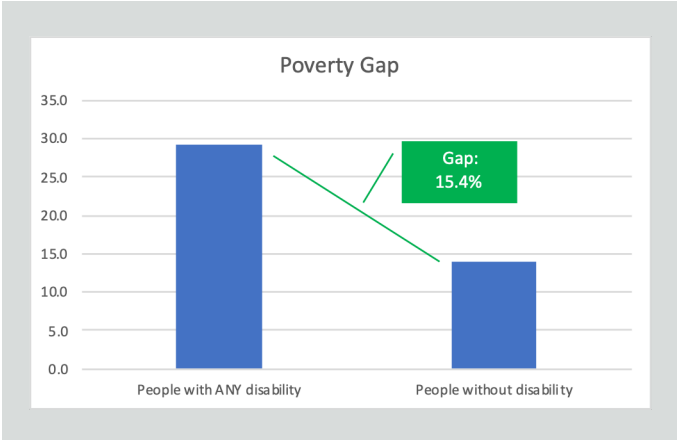
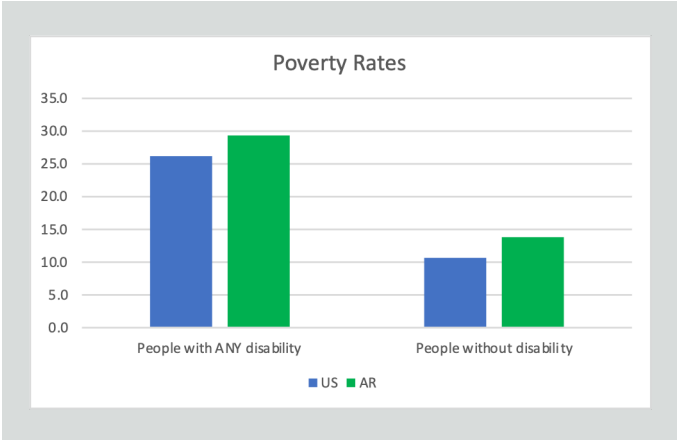
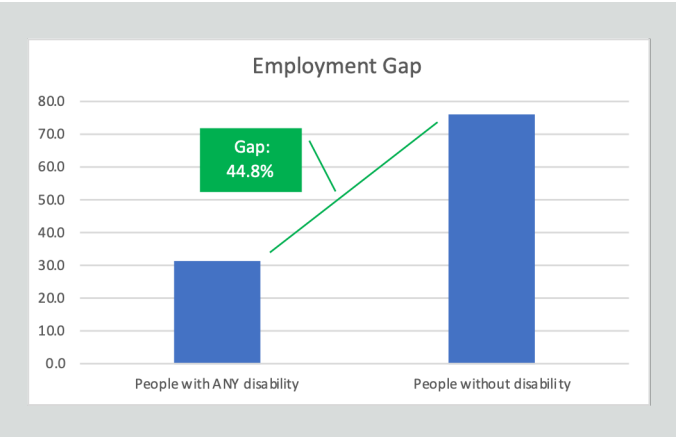
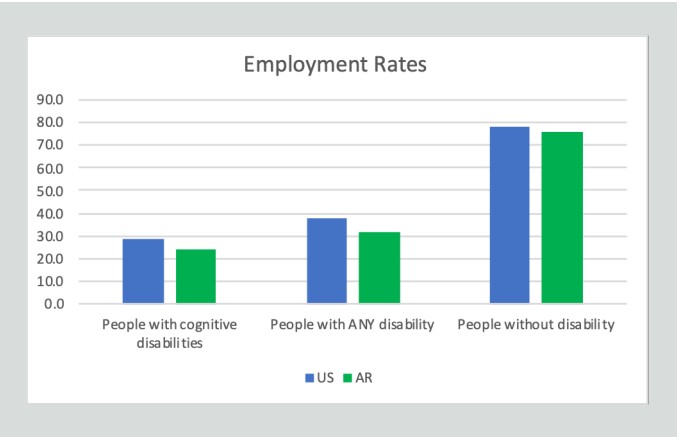


State Disability Employment Summary:

- Working-age Arkansans with and without disabilities are less likely to work than the national average. The employment gap between Arkansans with and without disabilities is wide.
- The rate of poverty of Arkansans with and without disabilities is above the national average. However, Arkansans with disabilities earn \$3,921 less on average than Arkansans without disabilities.

275,710

Working-age Arkansans with disabilities living in the community



\$3,921

Annual Income Gap for Arkansans with Disabilities

Data source: 2019 Annual Disability Statistics Compendium / American Community Survey (2018)
 (Non-institutionalized, male or female, ages 18-64, all races, regardless of ethnicity, with all education levels in the United States who reported a disability.)