



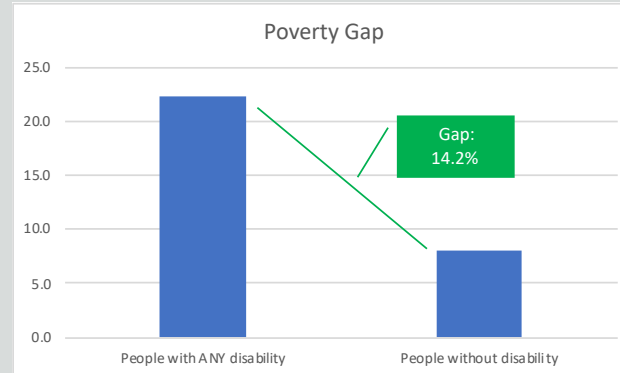
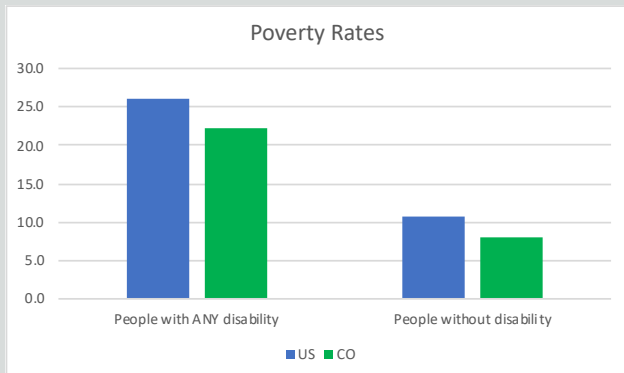
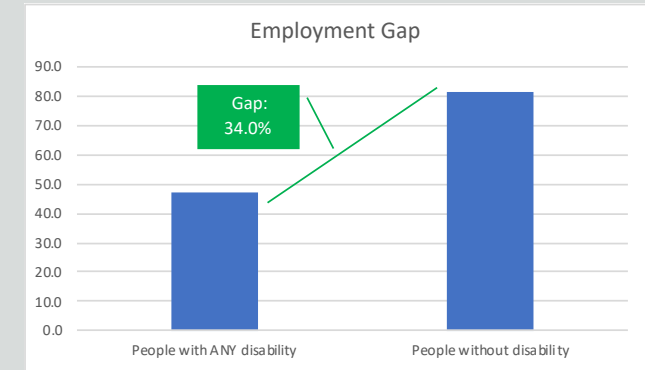
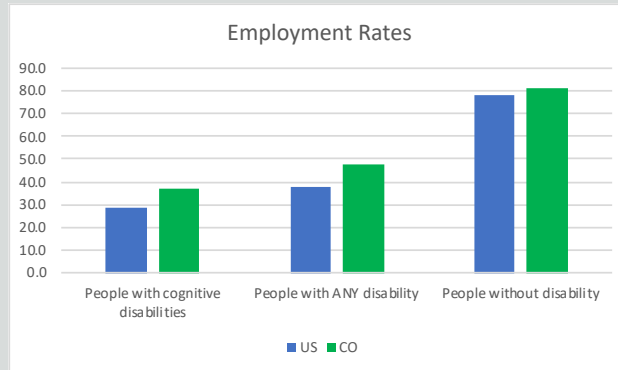
State Disability Employment Summary:

- Working-age Coloradans with disabilities are more likely to work than the national average. However, the employment gap between Coloradans with and without disabilities is wide.
- The rate of poverty of Coloradans with disabilities is below the national average. However, Coloradans with disabilities earn \$9,237 less on average than Coloradans without disabilities.



310,982

Working-age Coloradans with disabilities living in the community



\$9,237

Annual Income Gap for Coloradans with Disabilities

Data source: 2019 Annual Disability Statistics Compendium / American Community Survey (2018)
(Non-institutionalized, male or female, ages 18-64, all races, regardless of ethnicity, with all education levels in the United States who reported a disability.)