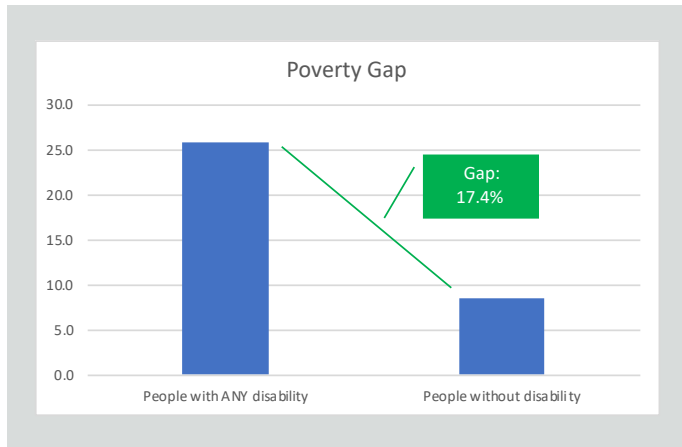
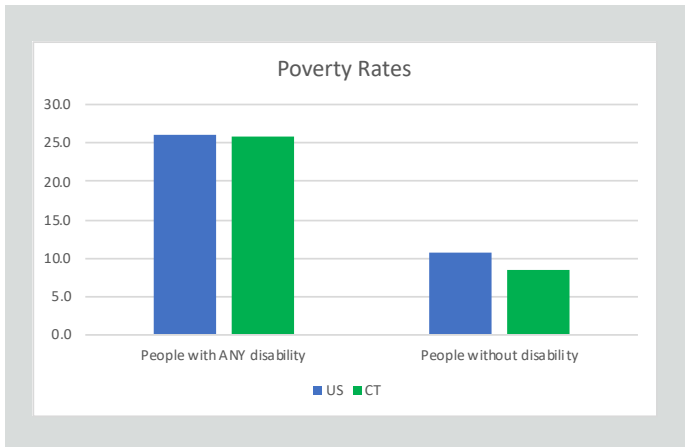
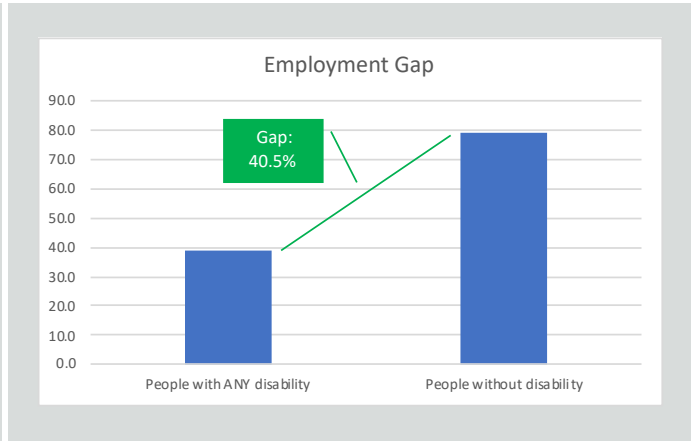
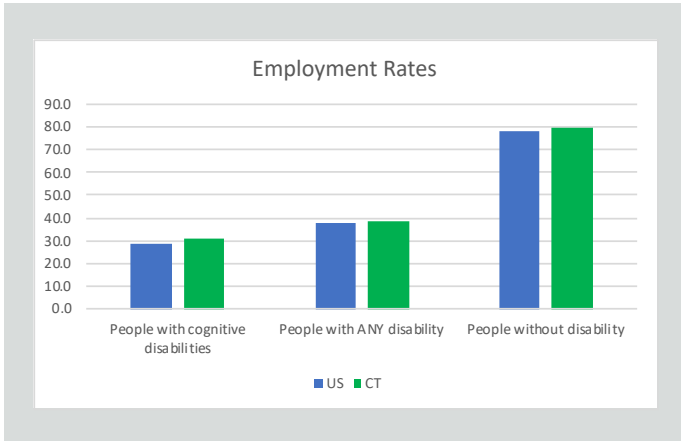




State Disability Employment Summary:

- Working-age Connecticuturs with disabilities are more likely to work than the national average.
- However, the employment gap between Connecticuturs with and without disabilities is wide.
- The rate of poverty of Connecticuturs with disabilities is below the national average. However, Connecticuturs with disabilities earn \$5,276 less on average than Connecticuturs without disabilities.

180,465
Working-age Connecticuturs with disabilities living in the community



\$5,276
Annual Income Gap for Connecticuturs with Disabilities

Data source: 2019 Annual Disability Statistics Compendium / American Community Survey (2018)
(Non-institutionalized, male or female, ages 18-64, all races, regardless of ethnicity, with all education levels in the United States who reported a disability.)