

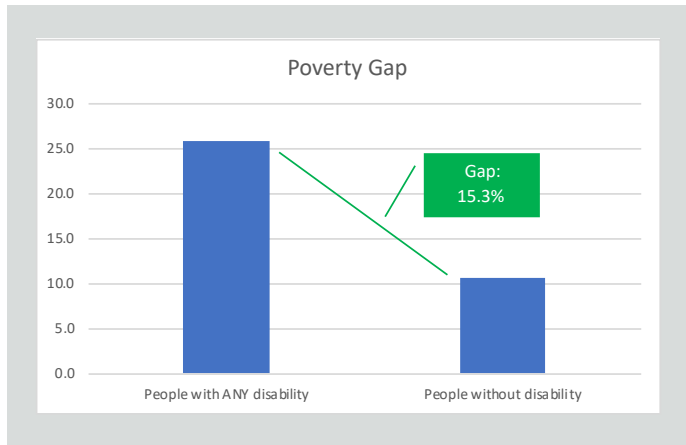
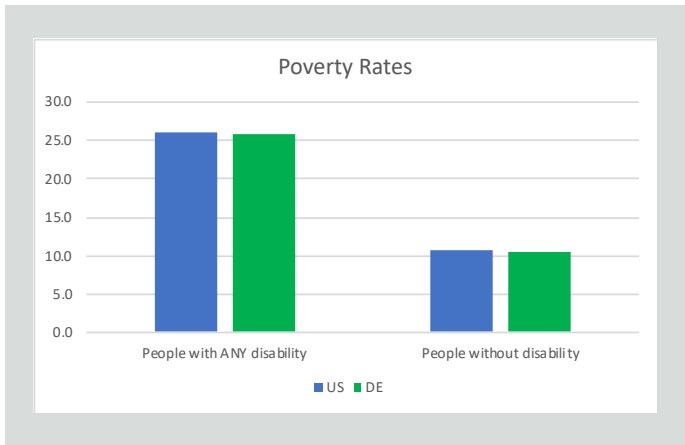
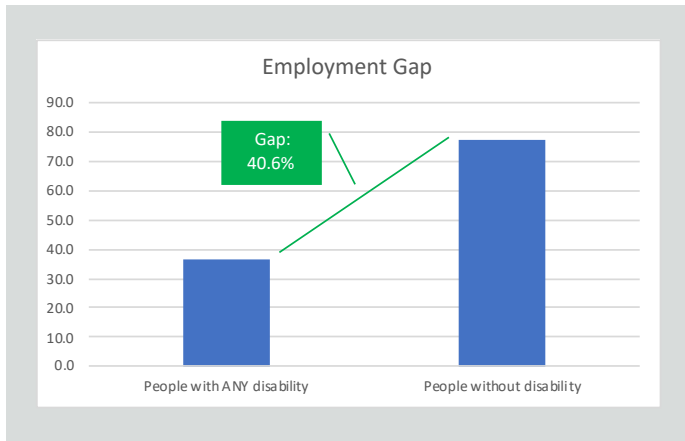
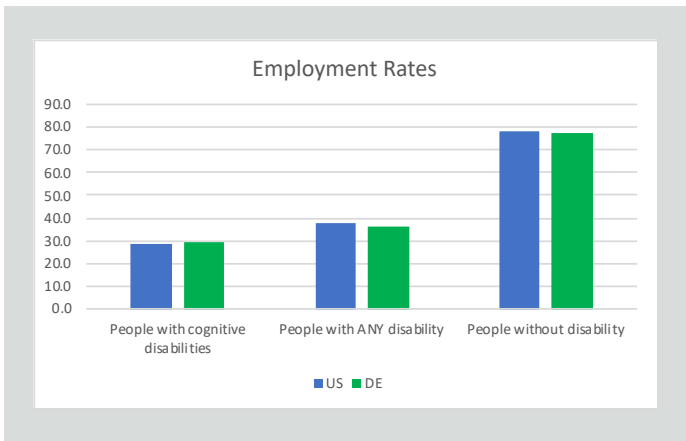


### State Disability Employment Summary:

- Working-age Delawareans with disabilities are slightly more likely to work than the national average. However, the employment gap between Delawareans with and without disabilities is wide.
- The rate of poverty of Delawareans with disabilities is slightly below the national average. However, Delawareans with disabilities earn \$5,926 less on average than Delawareans without disabilities.

**61,531**

Working-age Delawareans with disabilities living in the community



**\$5,926**

Annual Income Gap for Delawareans with Disabilities

Data source: 2019 Annual Disability Statistics Compendium / American Community Survey (2018)  
 (Non-institutionalized, male or female, ages 18-64, all races, regardless of ethnicity, with all education levels in the United States who reported a disability.)