



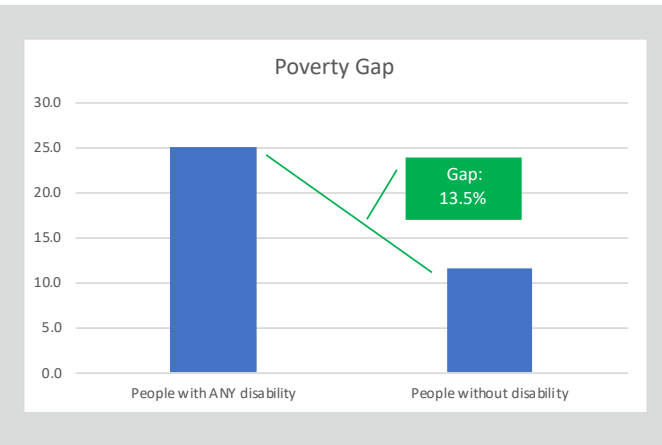
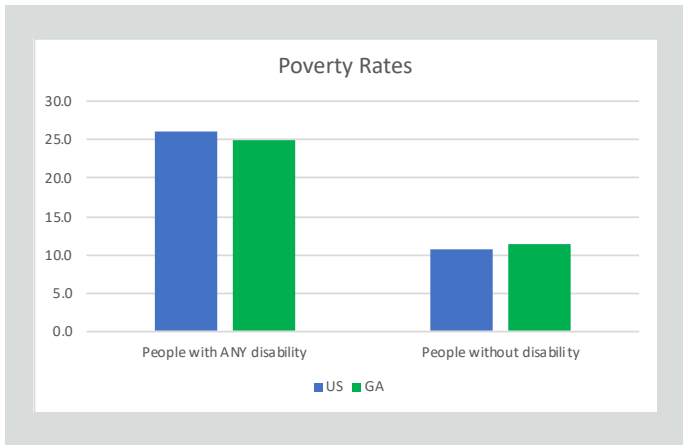
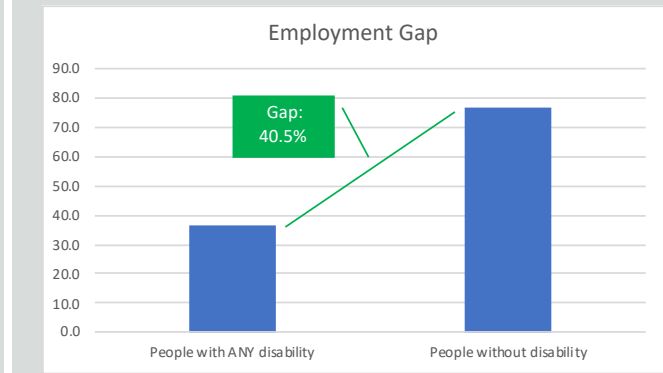
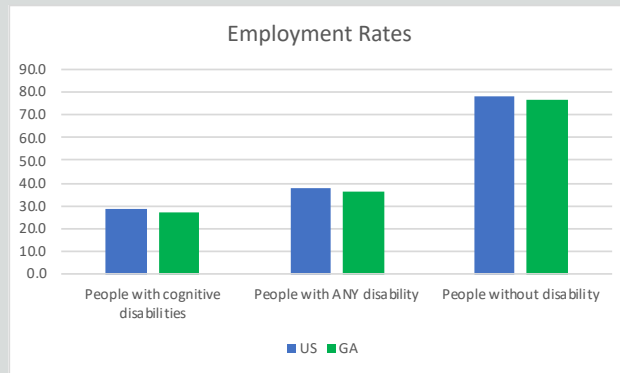
State Disability Employment Summary:

- Working-age Georgians with and without disabilities are slightly less likely to work than the national average. The employment gap between Georgians with and without disabilities is wide.
- The rate of poverty of Georgians with disabilities is below the national average. However, Georgians with disabilities earn \$3,249 less on average than Georgians without disabilities.



658,811

Working-age Georgians with disabilities living in the community



\$3,249

Annual Income Gap for Georgians with Disabilities

Data source: 2019 Annual Disability Statistics Compendium / American Community Survey (2018)
 (Non-institutionalized, male or female, ages 18-64, all races, regardless of ethnicity, with all education levels in the United States who reported a disability.)