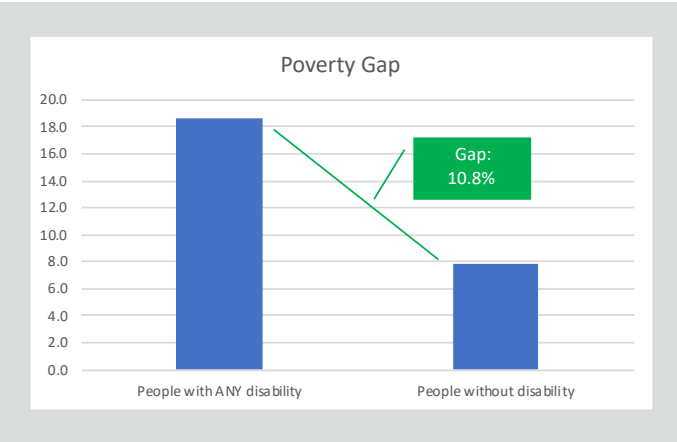
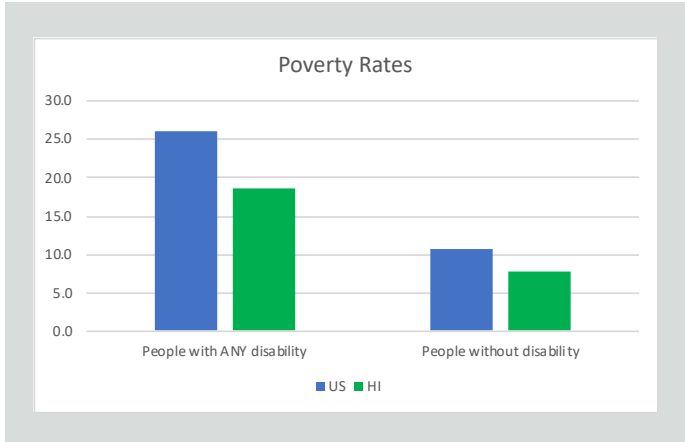
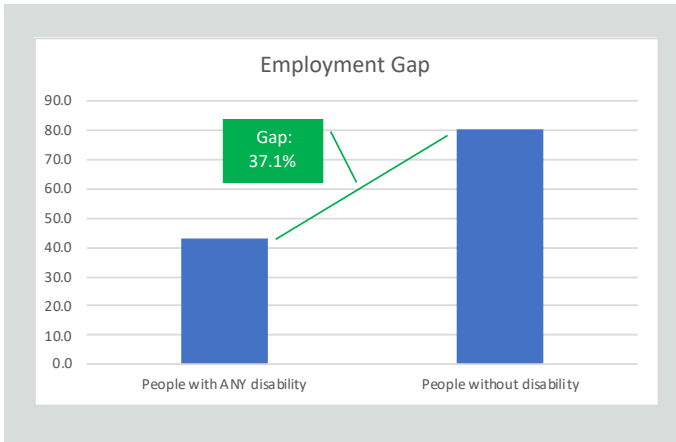
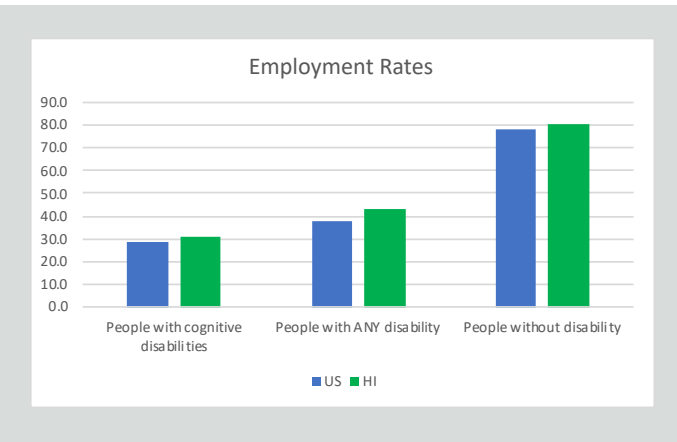




State Disability Employment Summary:

- Working-age Hawaiians with and without disabilities are more likely to work than the national average. However, the employment gap between Hawaiians with and without disabilities is wide.
- The rate of poverty of Hawaiians with and without disabilities is below the national average. However, Hawaiians with disabilities earn \$5,040 less on average than Hawaiians without disabilities.

66,355
Working-age Hawaiians with disabilities living in the community



\$5,040
Annual Income Gap for Hawaiians with Disabilities

Data source: 2019 Annual Disability Statistics Compendium / American Community Survey (2018)
(Non-institutionalized, male or female, ages 18-64, all races, regardless of ethnicity, with all education levels in the United States who reported a disability.)