



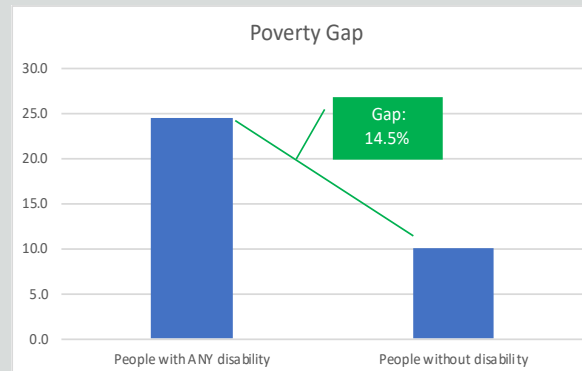
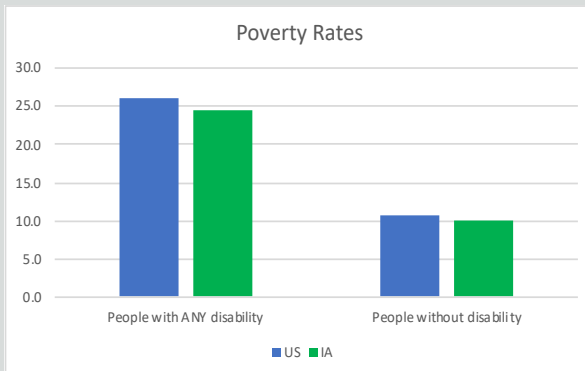
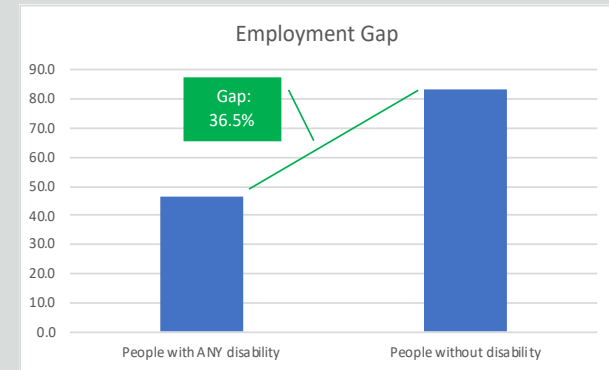
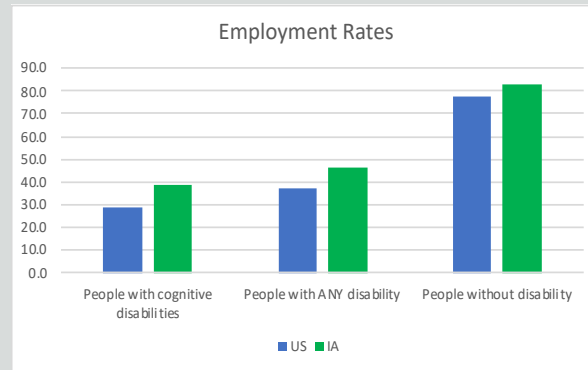
State Disability Employment Summary:

- Working-age lowans with disabilities are more likely to work than the national average. However, the employment gap between lowans with and without disabilities is wide.
- The rate of poverty of lowans with disabilities is slightly below the national average. However, lowans with disabilities earn \$8,637 less on average than lowans without disabilities.



174,957

Working-age lowans with disabilities living in the community



\$8,637

Annual Income Gap for lowans with Disabilities

Data source: 2019 Annual Disability Statistics Compendium / American Community Survey (2018)
 (Non-institutionalized, male or female, ages 18-64, all races, regardless of ethnicity, with all education levels in the United States who reported a disability.)