

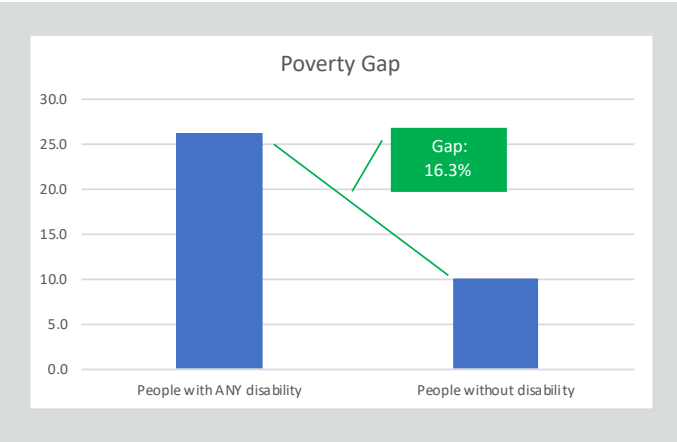
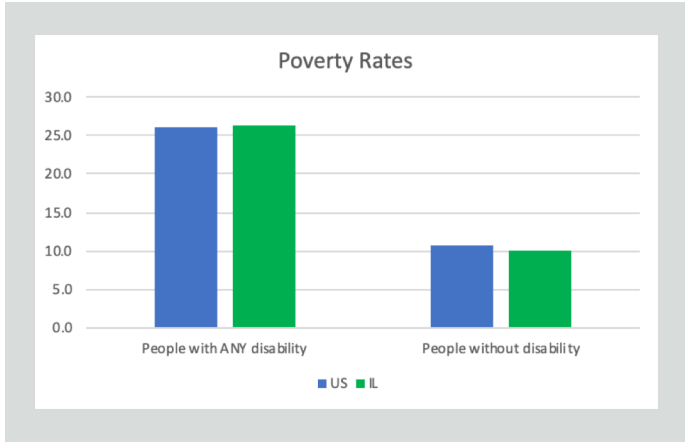
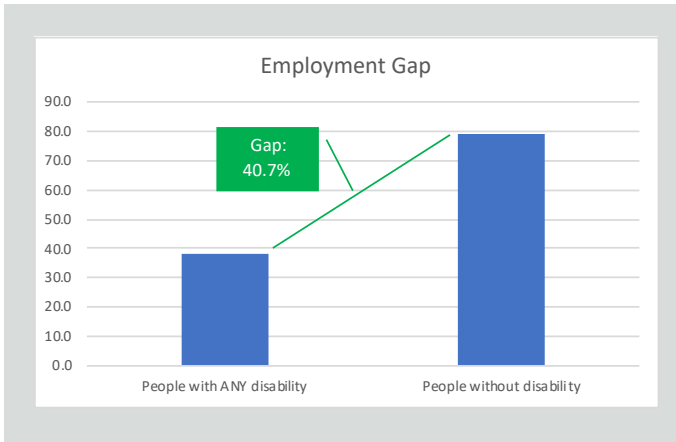
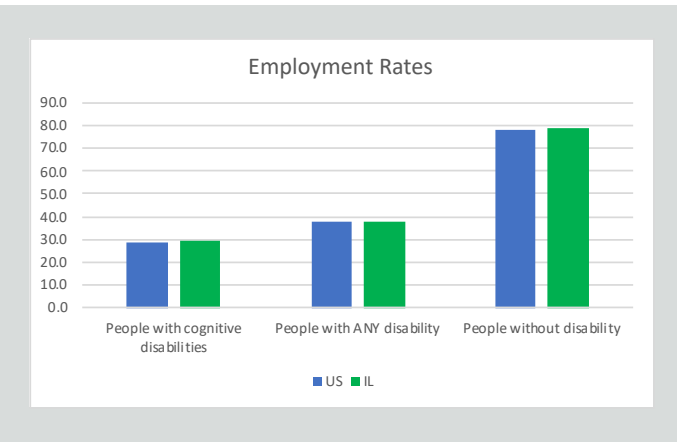


### State Disability Employment Summary:

- Working-age Illinoisians with and without disabilities work a roughly the same rate as the national average. However, the employment gap between Illinoisians with and without disabilities is wide.
- The rate of poverty of Illinoisians with disabilities is slightly above the national average. Additionally, Illinoisians with disabilities earn \$8,101 less on average than Illinoisians without disabilities.

**675,092**

Working-age Illinoisians with disabilities living in the community



**\$8,101**

Annual Income Gap for Illinoisians with Disabilities

Data source: 2019 Annual Disability Statistics Compendium / American Community Survey (2018)  
 (Non-institutionalized, male or female, ages 18-64, all races, regardless of ethnicity, with all education levels in the United States who reported a disability.)