



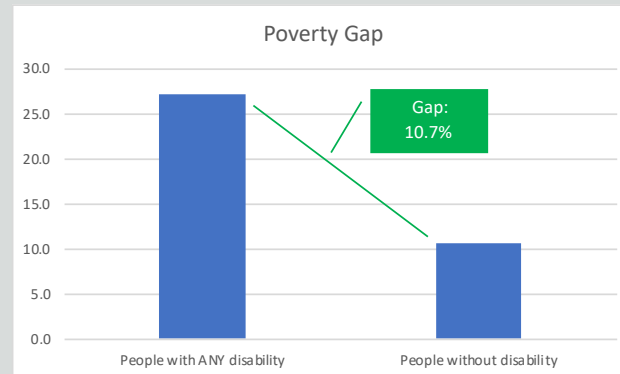
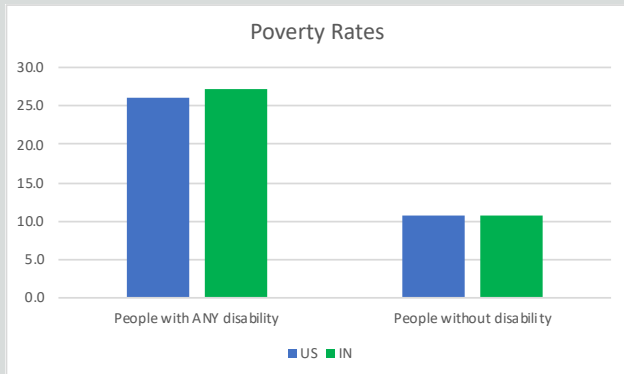
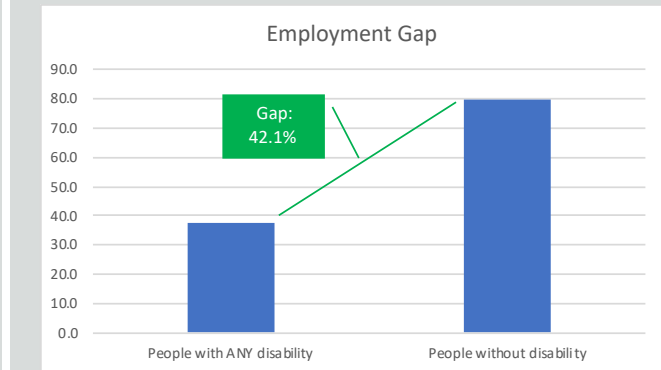
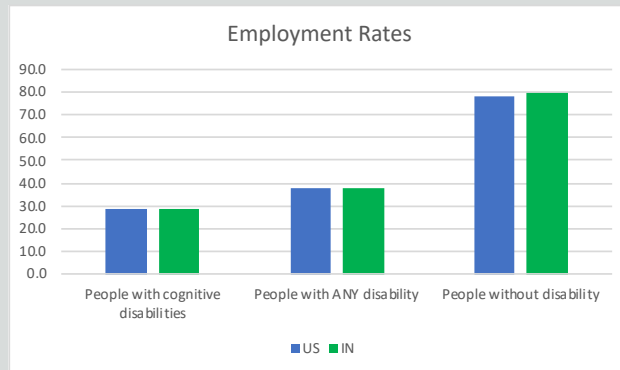
State Disability Employment Summary:

- Working-age Hoosiers with disabilities work at roughly the same rate as the national average. However, the employment gap between Hoosiers with and without disabilities is wide.
- The rate of poverty of Hoosiers with disabilities is above the national average. Additionally, Hoosiers with disabilities earn \$6,181 less on average than Hoosiers without disabilities.



472,444

Working-age Hoosiers with disabilities living in the community



\$6,181

Annual Income Gap for Hoosiers with Disabilities

Data source: 2019 Annual Disability Statistics Compendium / American Community Survey (2018)
 (Non-institutionalized, male or female, ages 18-64, all races, regardless of ethnicity, with all education levels in the United States who reported a disability.)