



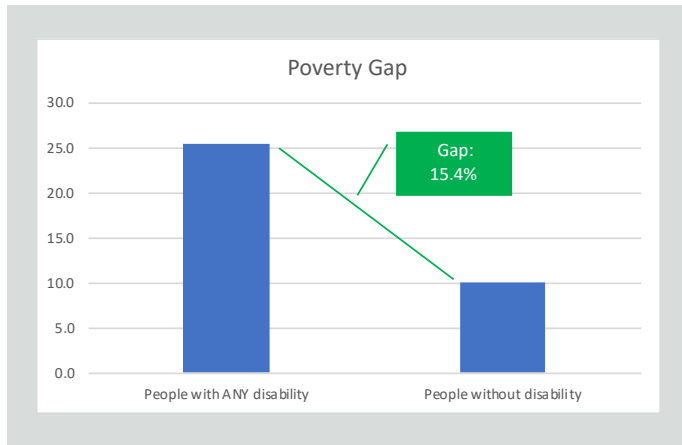
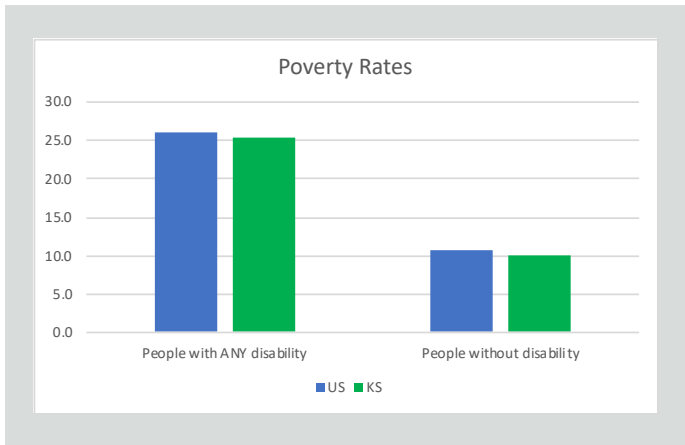
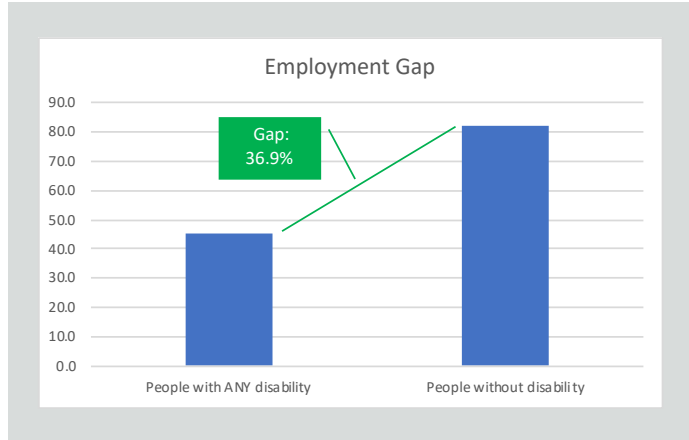
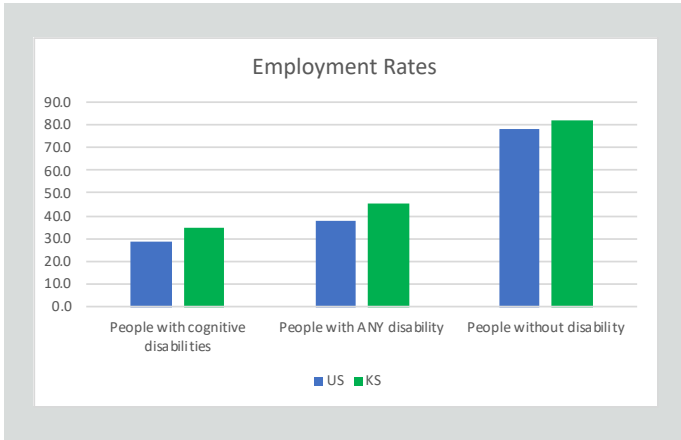

**State Disability Employment Summary:**

- Working-age Kansans with and without disabilities work at higher rates than the national average. However, the employment gap between Kansans with and without disabilities is wide.
- The rate of poverty of Kansans with and without disabilities is slightly lower than the national average. However, Kansans with disabilities earn \$4,345 less on average than Kansans without disabilities.



**194,225**

Working-age Kansans with disabilities living in the community

**\$4,345**

Annual Income Gap for Kansans with Disabilities

Data source: 2019 Annual Disability Statistics Compendium / American Community Survey (2018)  
 (Non-institutionalized, male or female, ages 18-64, all races, regardless of ethnicity, with all education levels in the United States who reported a disability.)