



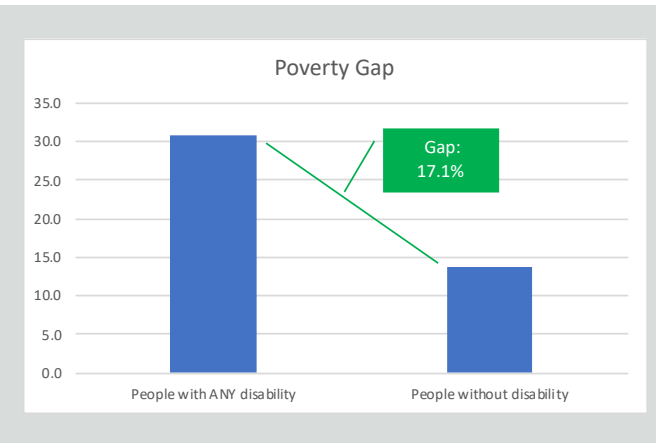
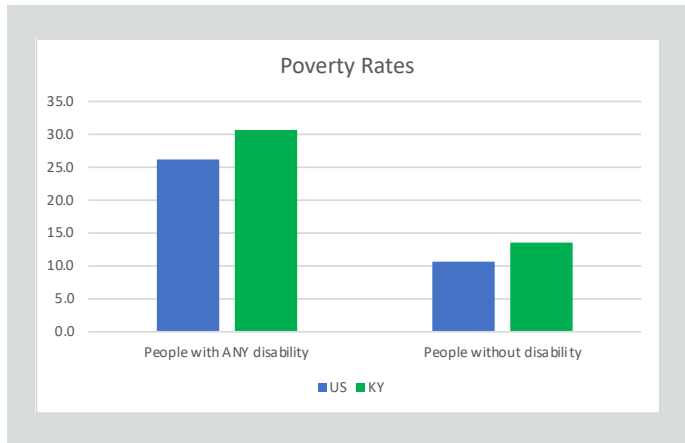
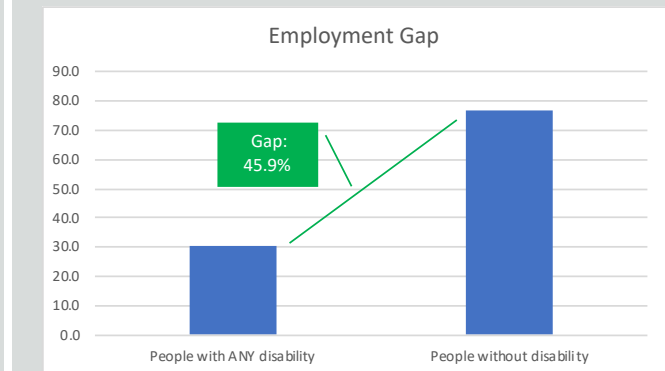
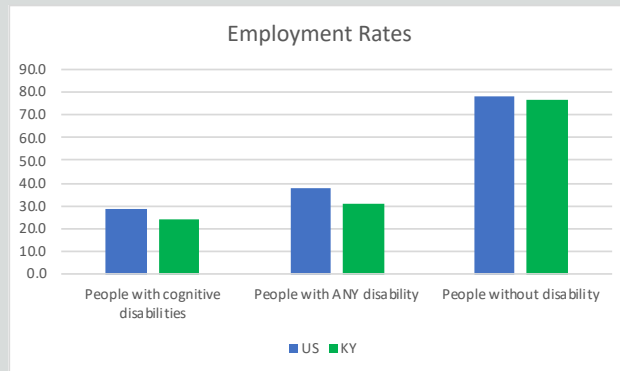
### State Disability Employment Summary:

- Working-age Kentuckians with disabilities are less likely to work than the national average.
- Additionally, the employment gap between Kentuckians with and without disabilities is wide.
- The rate of poverty of Kentuckians with and without disabilities is above the national average. Kentuckians with disabilities earn \$4,610 less on average than Kentuckians without disabilities.



417,808

Working-age Kentuckians with disabilities living in the community



\$4,610

Annual Income Gap for Kentuckians with Disabilities

Data source: 2019 Annual Disability Statistics Compendium / American Community Survey (2018)  
 (Non-institutionalized, male or female, ages 18-64, all races, regardless of ethnicity, with all education levels in the United States who reported a disability.)