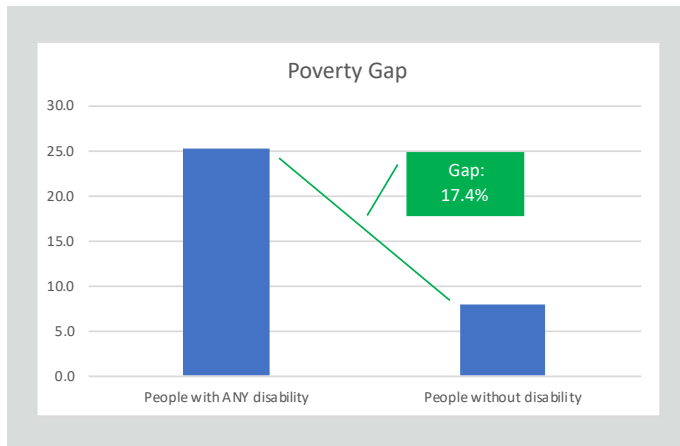
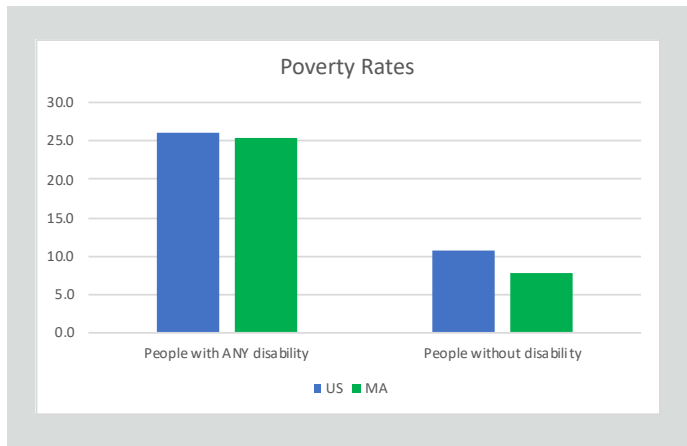
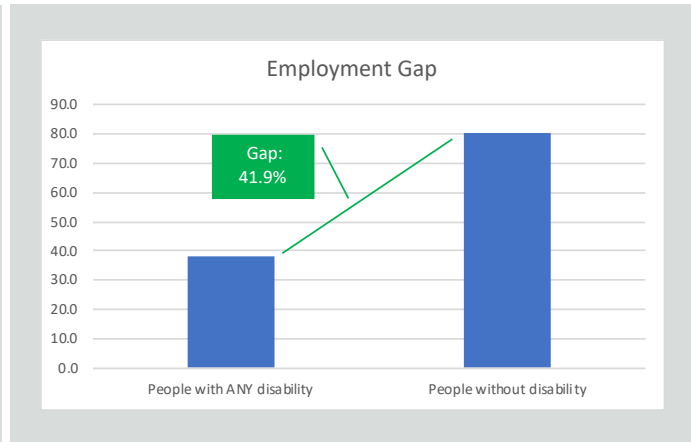
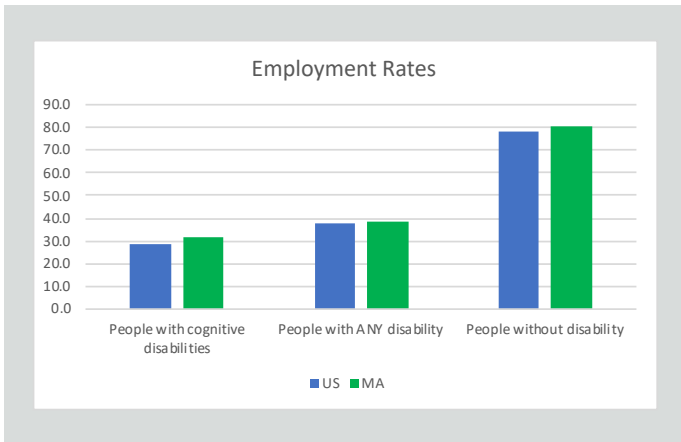




State Disability Employment Summary:

- Working-age Bay Staters with and without disabilities are more likely to work than the national average. However, the employment gap between Bay Staters with and without disabilities is wide.
- The rate of poverty of Bay Staters with and without disabilities is below the national average. However, Bay Staters with disabilities earn \$10,443 less on average than Bay Staters without disabilities.

384,133
Working-age Bay Staters with disabilities living in the community



\$10,443
Annual Income Gap for Bay Staters with Disabilities

Data source: 2019 Annual Disability Statistics Compendium / American Community Survey (2018)
(Non-institutionalized, male or female, ages 18-64, all races, regardless of ethnicity, with all education levels in the United States who reported a disability.)