

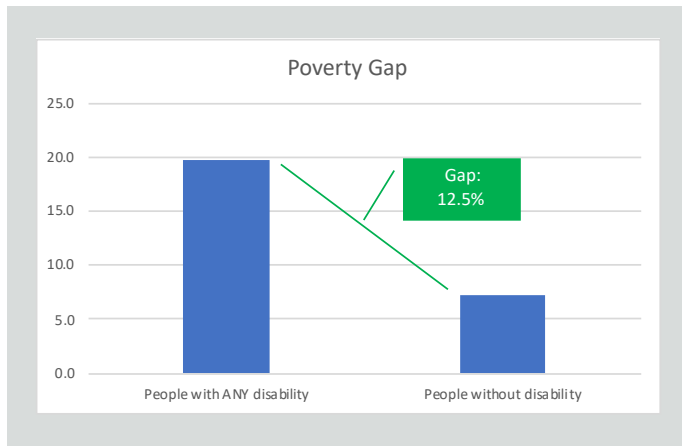
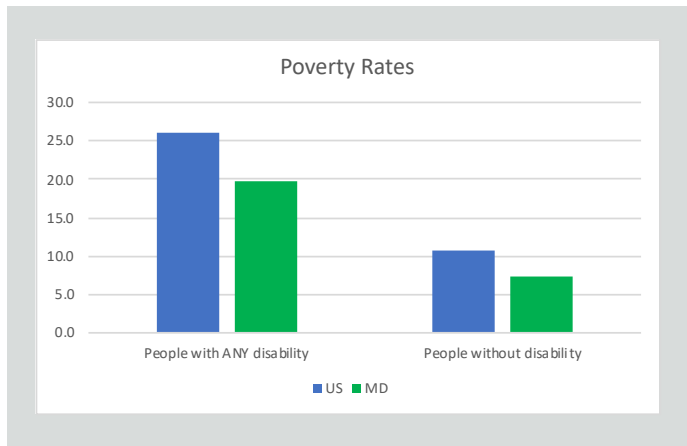
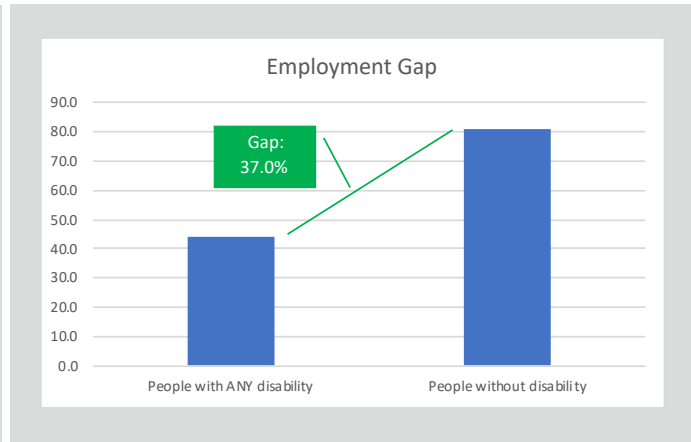
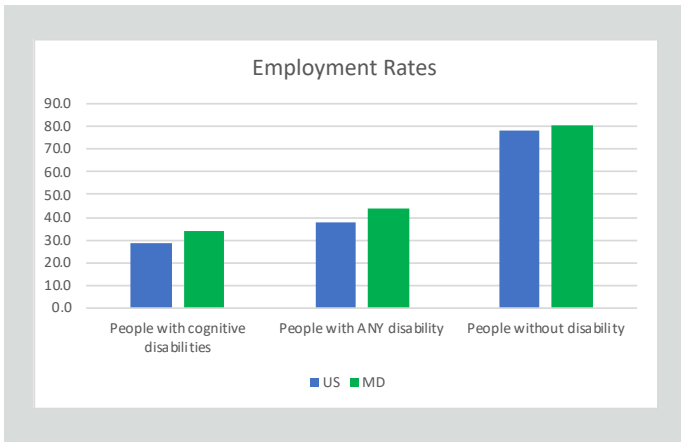


### State Disability Employment Summary:

- Working-age Marylanders with and without disabilities are more likely to work than the national average. However, the employment gap between Marylanders with and without disabilities is wide.
- The rate of poverty of Marylanders with and without disabilities is below the national average. Marylanders with disabilities earn \$7,420 less on average than Marylanders without disabilities.

**341,159**

Working-age Marylanders with disabilities living in the community



**\$7,420**

Annual Income Gap for Marylanders with Disabilities

Data source: 2019 Annual Disability Statistics Compendium / American Community Survey (2018)  
 (Non-institutionalized, male or female, ages 18-64, all races, regardless of ethnicity, with all education levels in the United States who reported a disability.)