



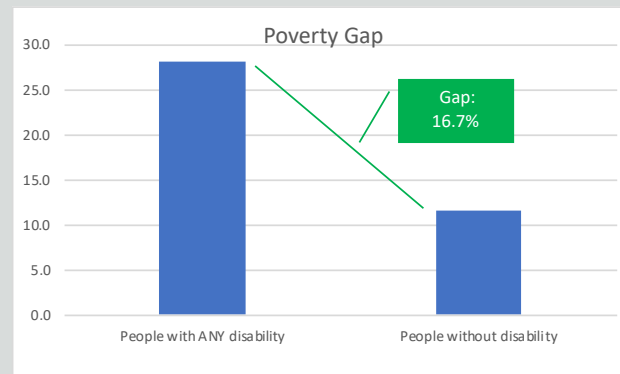
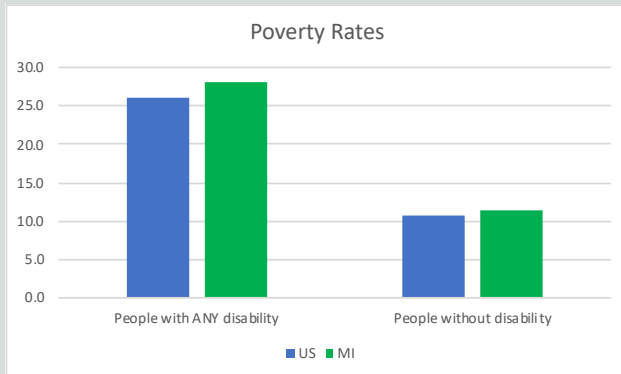
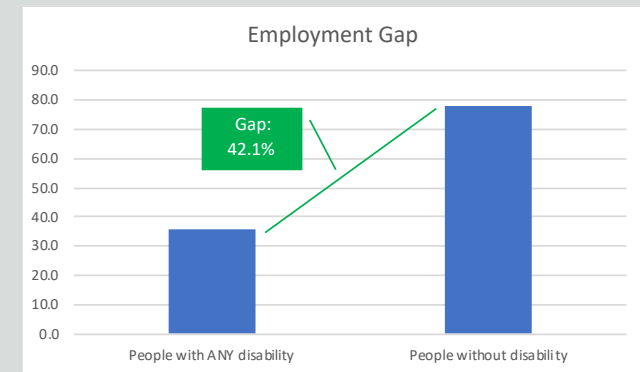
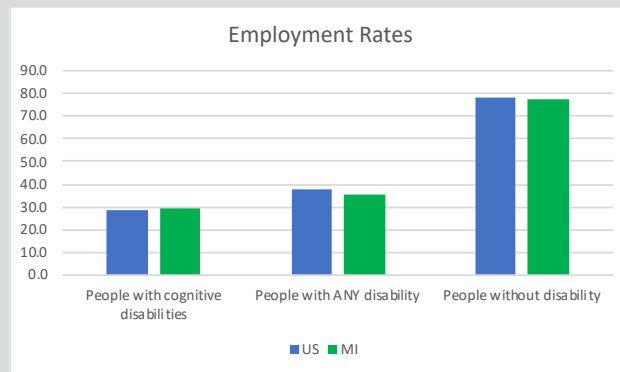
State Disability Employment Summary:

- Working-age Michiganders with and without disabilities are less likely to work than the national average. The employment gap between Michiganders with and without disabilities is wide.
- The rate of poverty of Michiganders with and without disabilities is above the national average. Michiganders with disabilities earn \$6,045 less on average than Michiganders without disabilities.



730,791

Working-age Michiganders with disabilities living in the community



\$6,045

Annual Income Gap for Michiganders with Disabilities

Data source: 2019 Annual Disability Statistics Compendium / American Community Survey (2018)
 (Non-institutionalized, male or female, ages 18-64, all races, regardless of ethnicity, with all education levels in the United States who reported a disability.)