



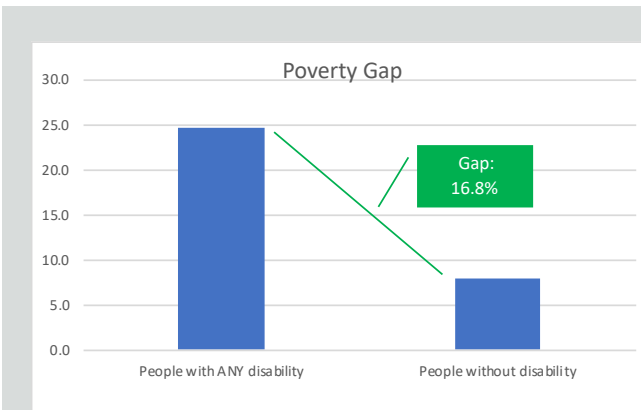
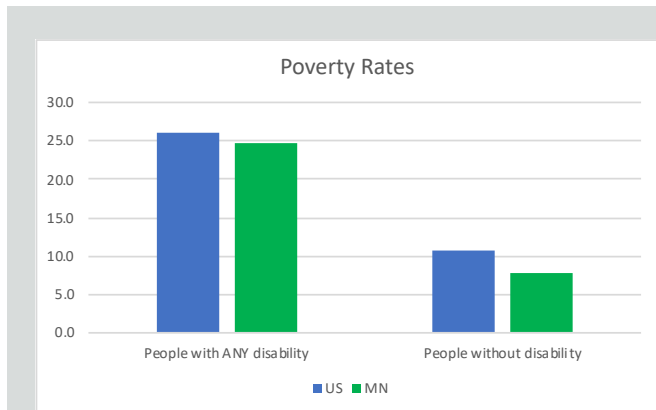
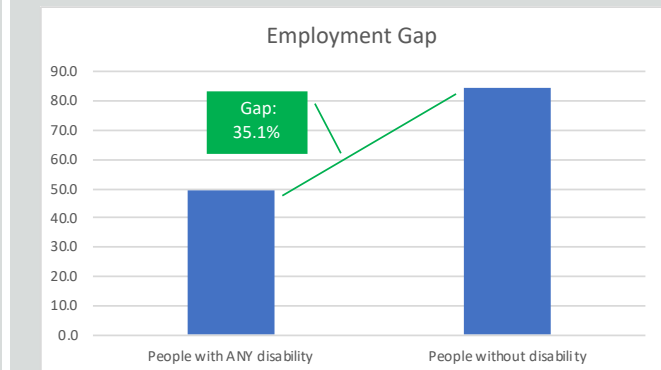
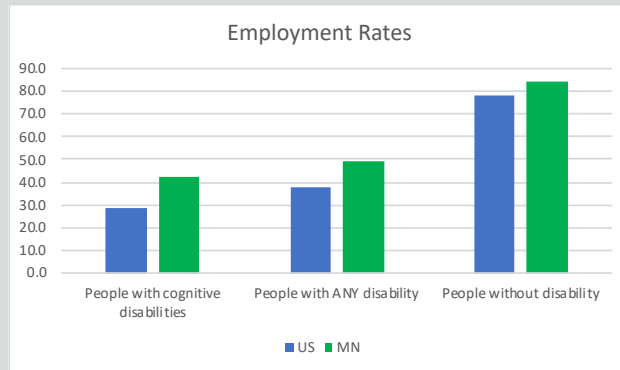
State Disability Employment Summary:

- Working-age Minnesotans with and without disabilities are more likely to work than the national average. However, the employment gap between Minnesotans with and without disabilities is wide.
- The rate of poverty of Minnesotans with and without disabilities is below the national average. Minnesotans with disabilities earn \$10,179 less on average than Minnesotans without disabilities.



296,481

Working-age Minnesotans with disabilities living in the community



\$10,179

Annual Income Gap for Minnesotans with Disabilities

Data source: 2019 Annual Disability Statistics Compendium / American Community Survey (2018)
 (Non-institutionalized, male or female, ages 18-64, all races, regardless of ethnicity, with all education levels in the United States who reported a disability.)