



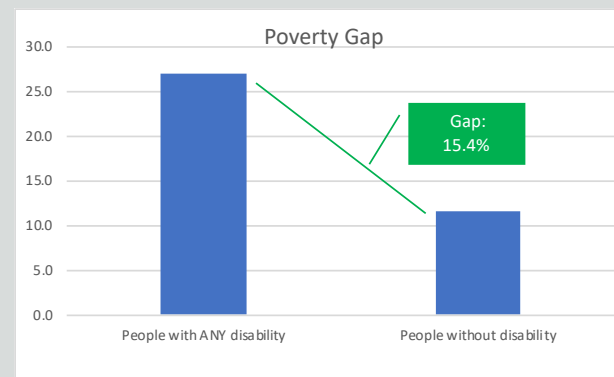
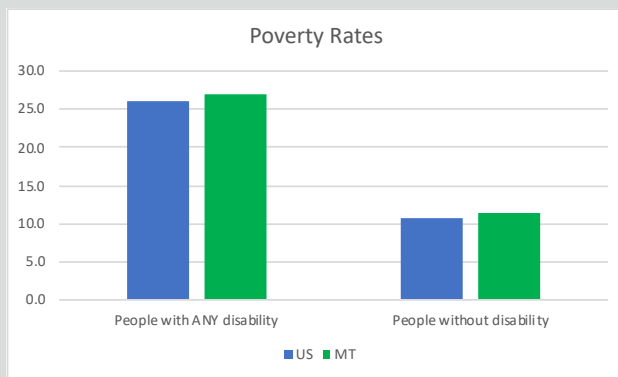
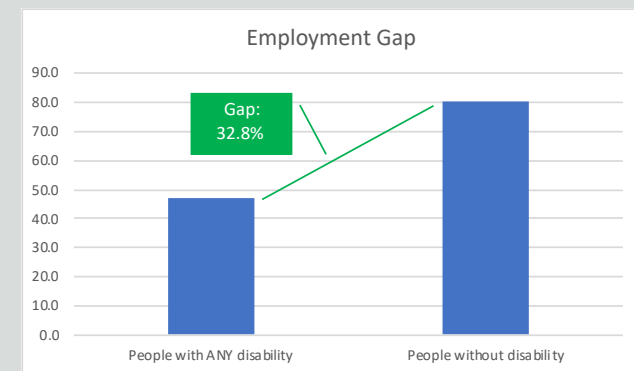
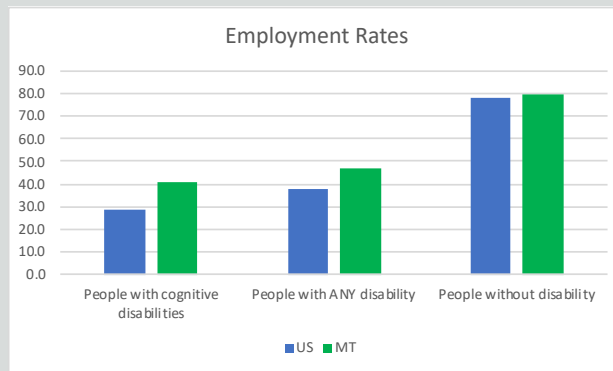
State Disability Employment Summary:

- Working-age Montanans with and without disabilities are more likely to work than the national average. However, the employment gap between Montanans with and without disabilities is wide.
- The rate of poverty of Montanans with and without disabilities is above the national average. However, Montanans with disabilities earn \$5,772 less on average than Montanans without disabilities.



67,140

Working-age Montanans with disabilities living in the community



\$5,772

Annual Income Gap for Montanans with Disabilities

Data source: 2019 Annual Disability Statistics Compendium / American Community Survey (2018)
(Non-institutionalized, male or female, ages 18-64, all races, regardless of ethnicity, with all education levels in the United States who reported a disability.)