



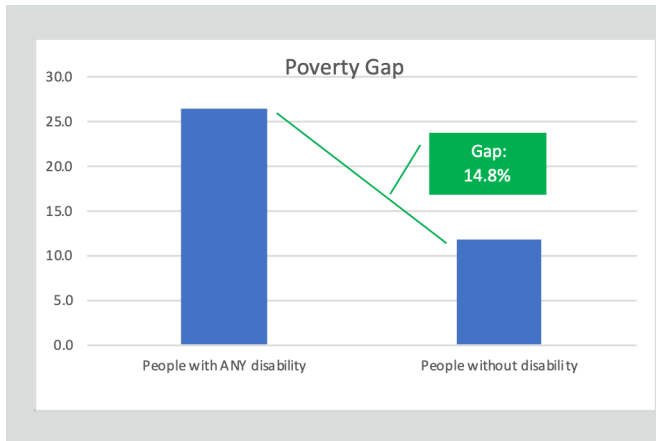
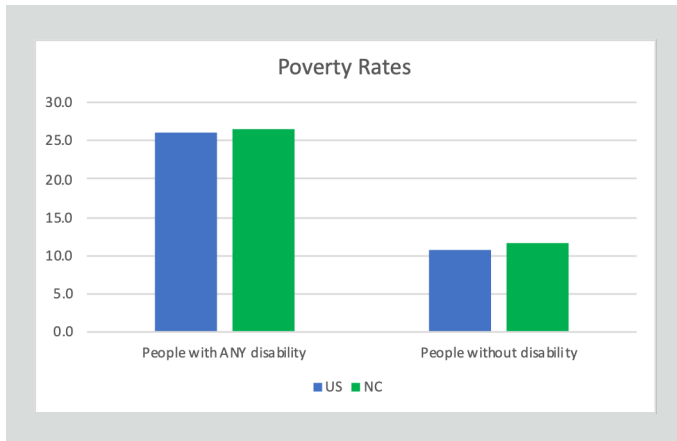
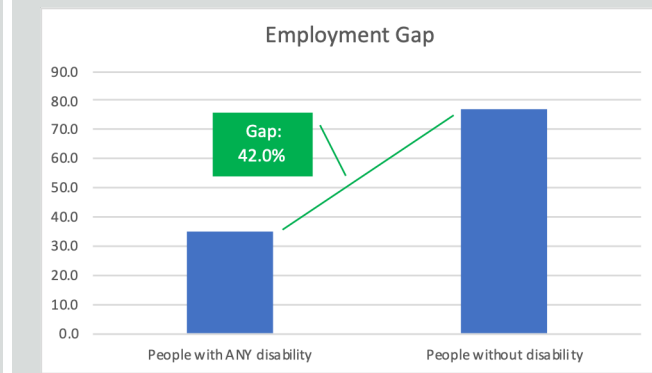
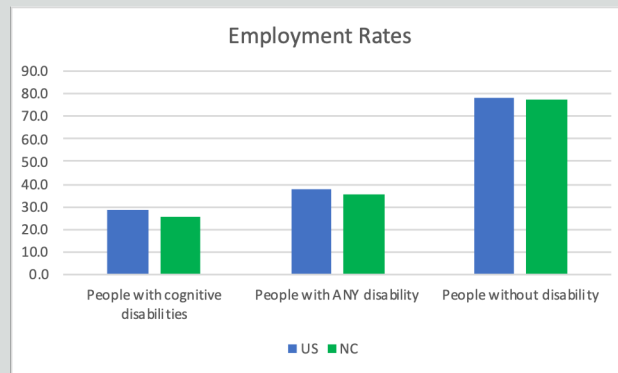
### State Disability Employment Summary:

- Working-age North Carolinians with and without disabilities are less likely to work than the national average. The employment gap between North Carolinians with and without disabilities is wide.
- The rate of poverty of North Carolinians with and without disabilities is above the national average. North Carolinians with disabilities earn \$3,166 less on average than North Carolinians without disabilities.



680,863

Working-age North Carolinians with disabilities living in the community



\$3,166

Annual Income Gap for North Carolinians with Disabilities

Data source: 2019 Annual Disability Statistics Compendium / American Community Survey (2018)  
 (Non-institutionalized, male or female, ages 18-64, all races, regardless of ethnicity, with all education levels in the United States who reported a disability.)