



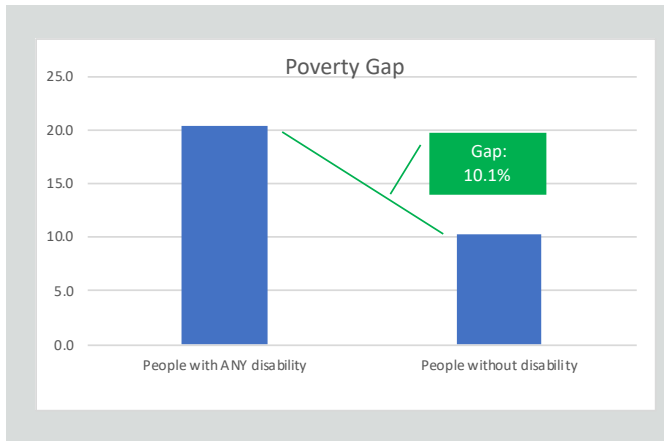
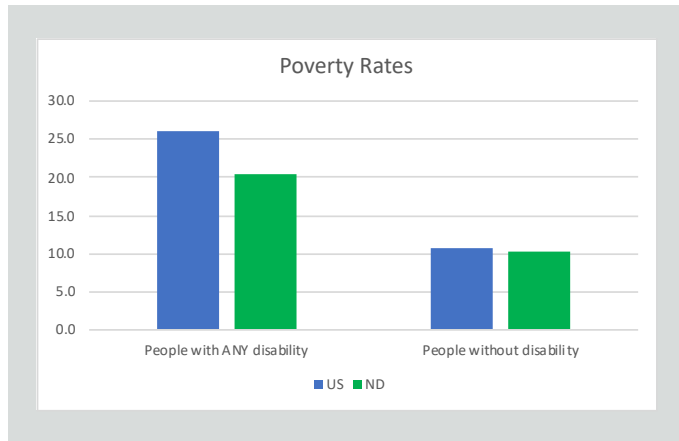
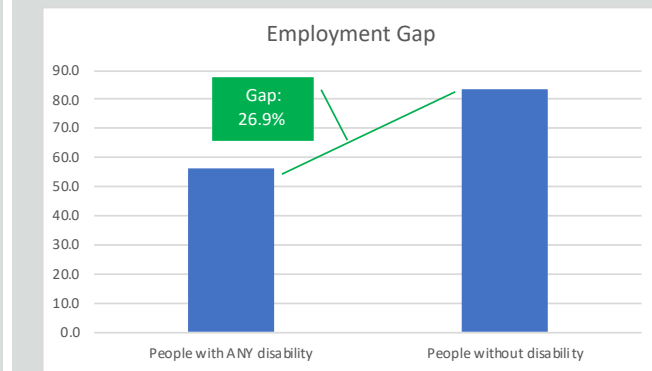
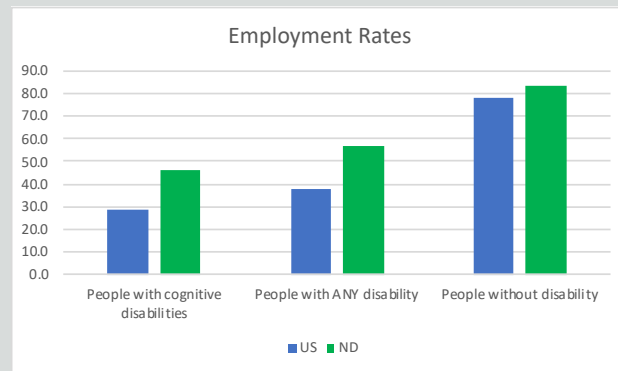
### State Disability Employment Summary:

- Working-age North Dakotans with and without disabilities are more likely to work than the national average. The employment gap between North Dakotans with and without disabilities is wide.
- The rate of poverty of North Dakotans with and without disabilities is below the national average. North Dakotans with disabilities earn \$6,276 less on average than North Dakotans without disabilities.



38,215

Working-age North Dakotans with disabilities living in the community



\$6,276

Annual Income Gap for North Dakotans with Disabilities

Data source: 2019 Annual Disability Statistics Compendium / American Community Survey (2018)  
 (Non-institutionalized, male or female, ages 18-64, all races, regardless of ethnicity, with all education levels in the United States who reported a disability.)