




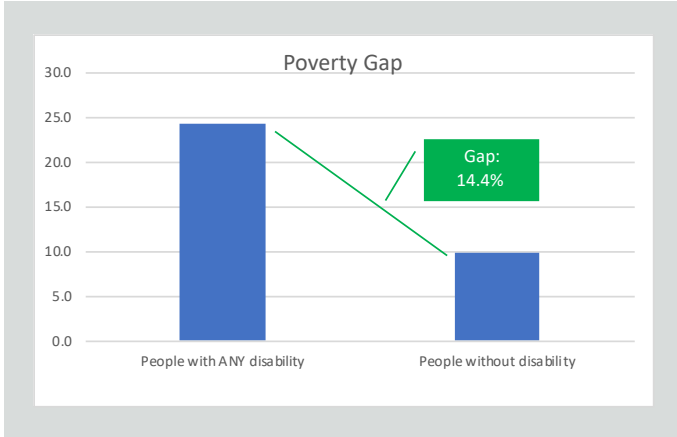
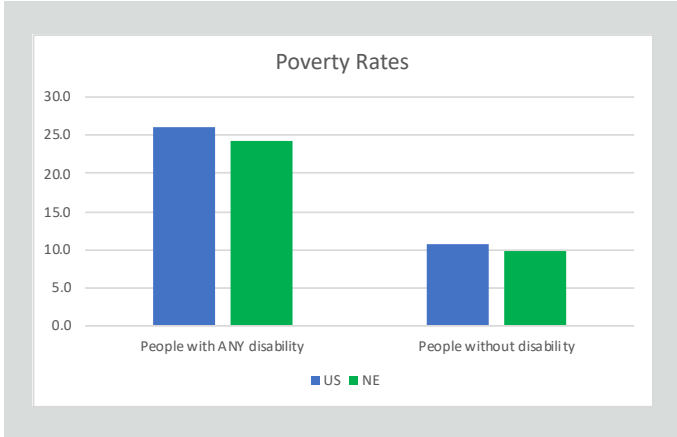
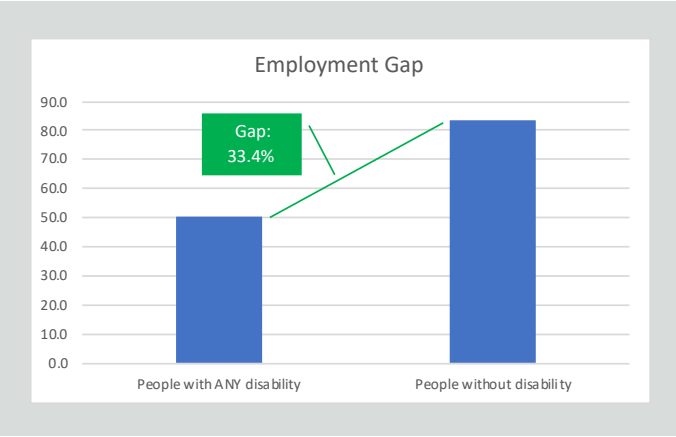
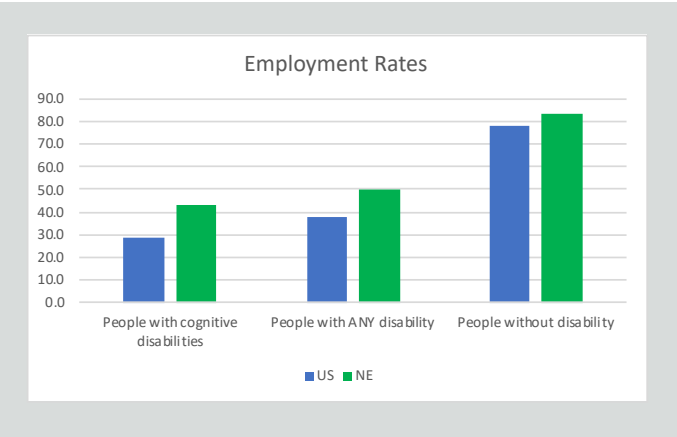

State Disability Employment Summary:

- Working-age Nebraskans with and without disabilities are more likely to work than the national average. However, the employment gap between Nebraskans with and without disabilities is wide.
- The rate of poverty of Nebraskans with and without disabilities is below the national average. However, Nebraskans with disabilities earn \$2,577 less on average than Nebraskans without disabilities.



106,943

Working-age Nebraskans with disabilities living in the community

\$2,577

Annual Income Gap for Nebraskans with Disabilities

Data source: 2019 Annual Disability Statistics Compendium / American Community Survey (2018)
 (Non-institutionalized, male or female, ages 18-64, all races, regardless of ethnicity, with all education levels in the United States who reported a disability.)