



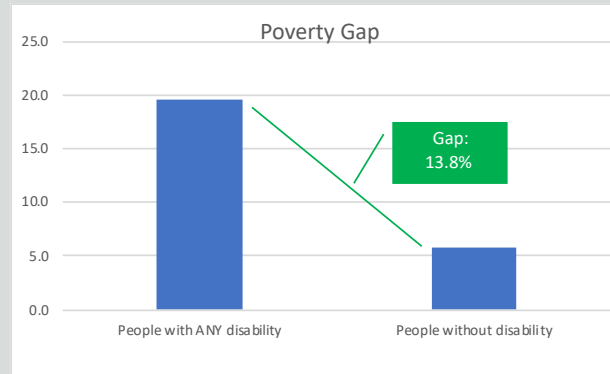
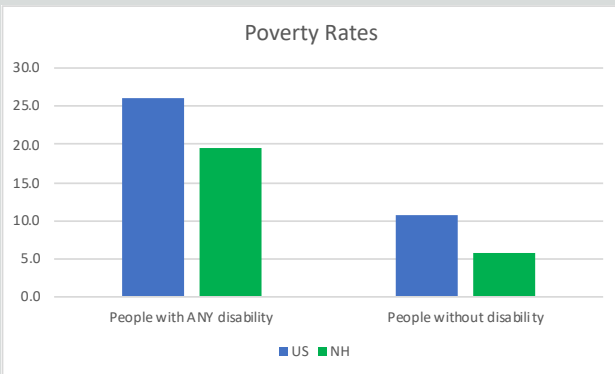
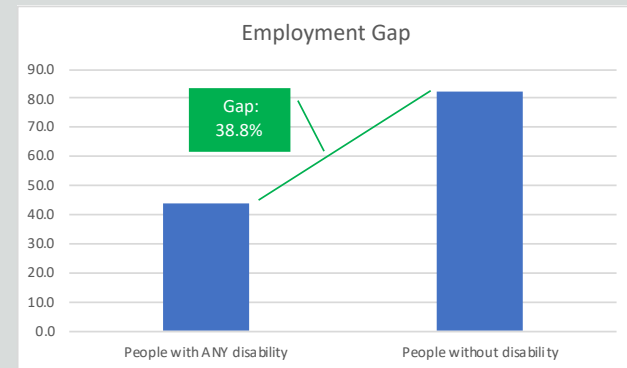
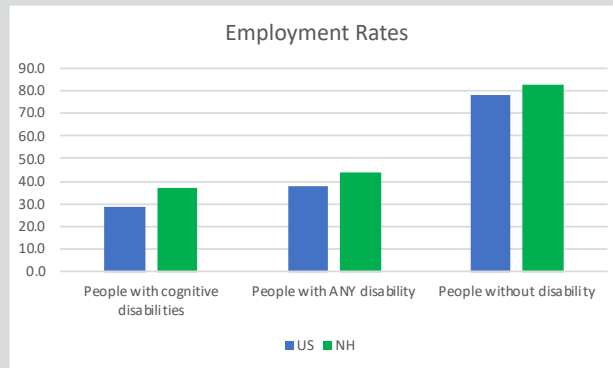
State Disability Employment Summary:

- Working-age New Hampshire residents with and without disabilities are more likely to work than the national average. The employment gap between New Hampshire residents with and without disabilities is wide.
- The rate of poverty of New Hampshire residents with and without disabilities is below the national average. New Hampshire residents with disabilities earn \$8,164 less on average than New Hampshire residents without disabilities.



90,754

Working-age New Hampshire residents with disabilities living in the community



\$8,164

Annual Income Gap for New Hampshire residents with Disabilities

Data source: 2019 Annual Disability Statistics Compendium / American Community Survey (2018)
 (Non-institutionalized, male or female, ages 18-64, all races, regardless of ethnicity, with all education levels in the United States who reported a disability.)