



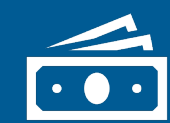
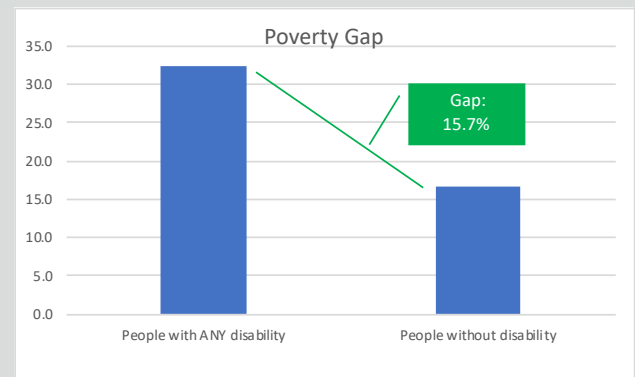
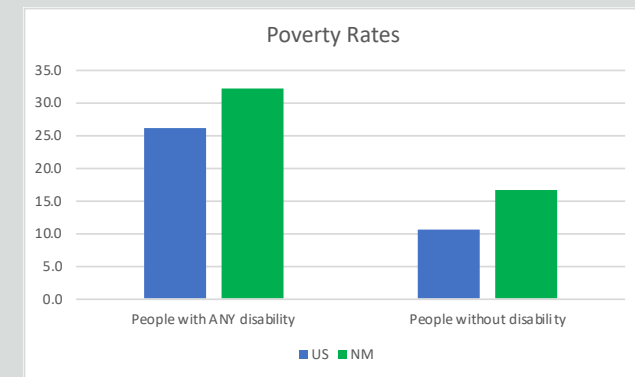
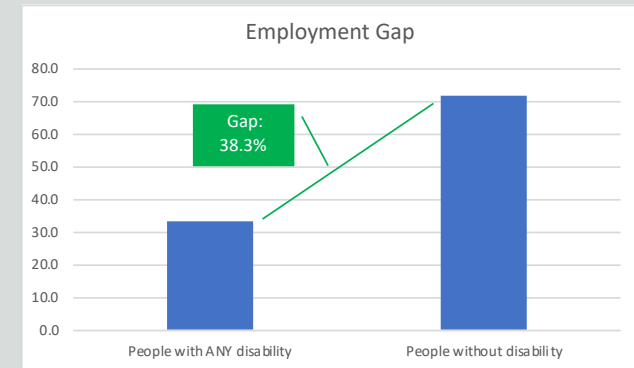
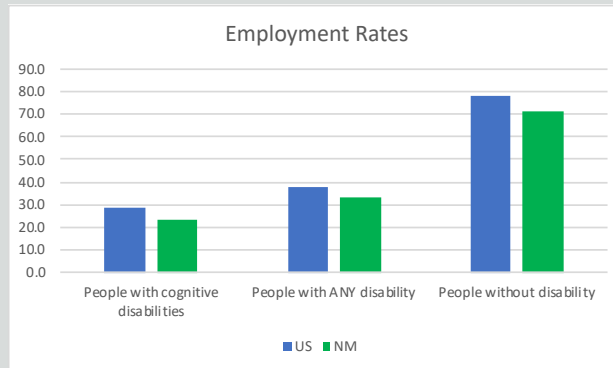
State Disability Employment Summary:

- Working-age New Mexicans with and without disabilities are less likely to work than the national average. The employment gap between New Mexicans with and without disabilities is wide.
- The rate of poverty of New Mexicans with and without disabilities is above the national average. New Mexicans with disabilities earn \$3,024 less on average than New Mexicans without disabilities.



159,258

Working-age New Mexicans with disabilities living in the community



\$3,024

Annual Income Gap for New Mexicans with Disabilities

Data source: 2019 Annual Disability Statistics Compendium / American Community Survey (2018)
 (Non-institutionalized, male or female, ages 18-64, all races, regardless of ethnicity, with all education levels in the United States who reported a disability.)