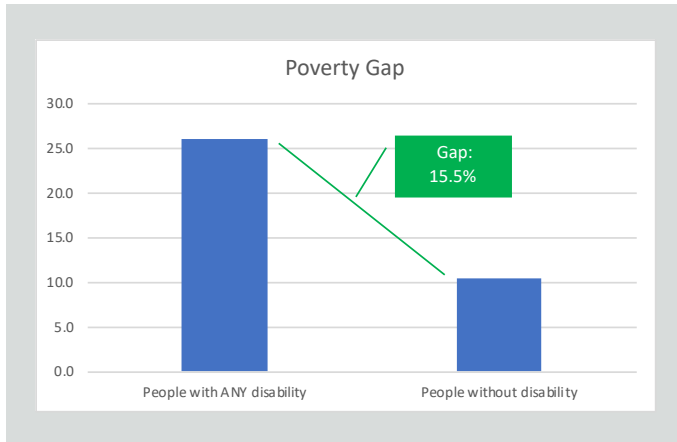
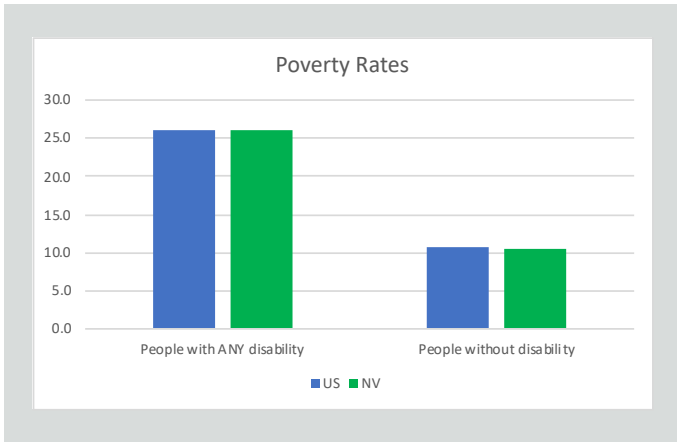
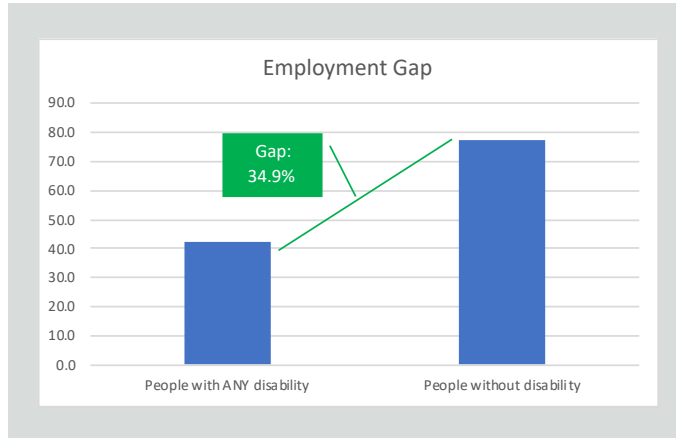
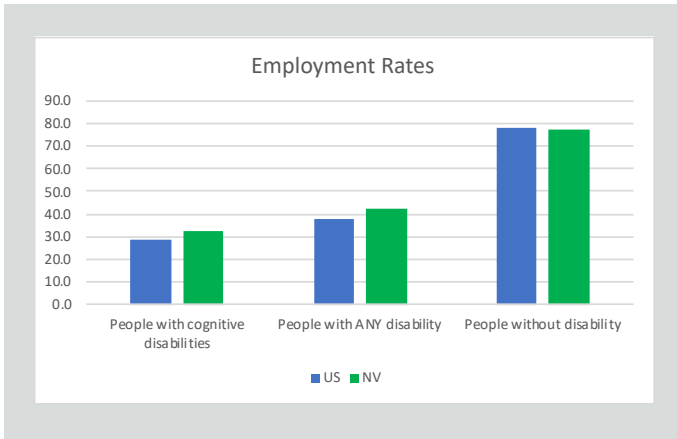




State Disability Employment Summary:

- Working-age Nevadans with and without disabilities are more likely to work than the national average. The employment gap between Nevadans with and without disabilities is wide.
- The rate of poverty of Nevadans with and without disabilities mirrors the national average. However, Nevadans with disabilities earn \$3,101 less on average than Nevadans without disabilities.

184,884
Working-age Nevadans with disabilities living in the community



\$3,101
Annual Income Gap for Nevadans with Disabilities

Data source: 2019 Annual Disability Statistics Compendium / American Community Survey (2018)
(Non-institutionalized, male or female, ages 18-64, all races, regardless of ethnicity, with all education levels in the United States who reported a disability.)