

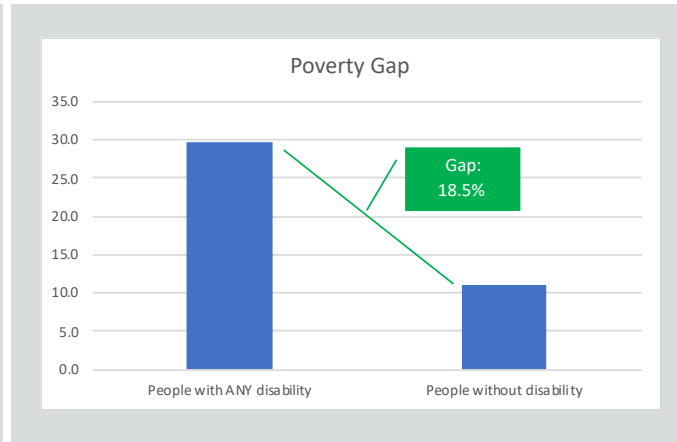
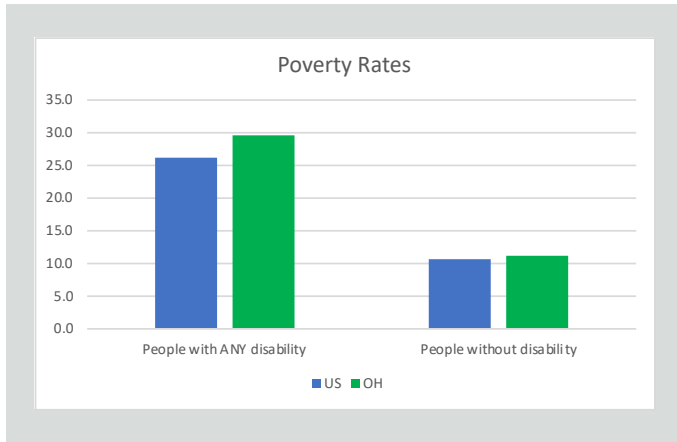
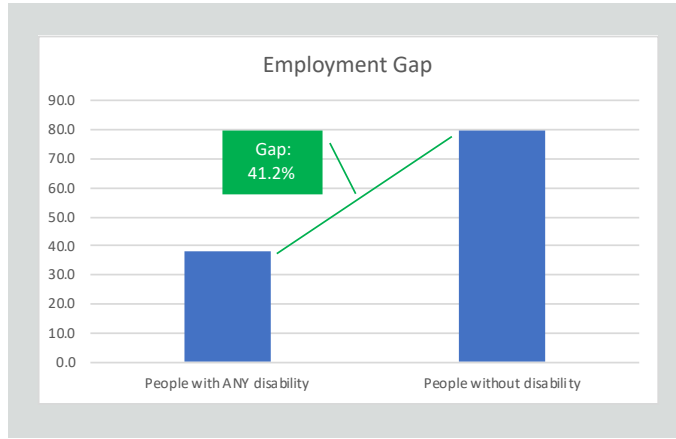
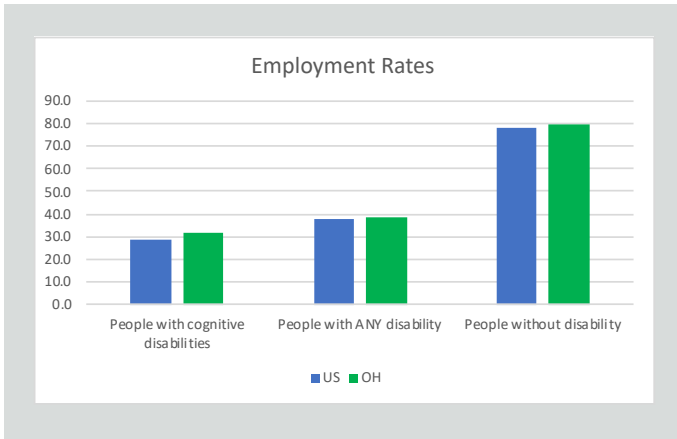


State Disability Employment Summary:

- Working-age Ohioans with and without disabilities are more likely to work than the national average. However, the employment gap between Ohioans with and without disabilities is wide.
- The rate of poverty of Ohioans with and without disabilities is above the national average. Ohioans with disabilities earn \$7,268 less on average than Ohioans without disabilities.

844,409

Working-age Ohioans with disabilities living in the community



\$7,268

Annual Income Gap for Ohioans with Disabilities

Data source: 2019 Annual Disability Statistics Compendium / American Community Survey (2018)
 (Non-institutionalized, male or female, ages 18-64, all races, regardless of ethnicity, with all education levels in the United States who reported a disability.)