

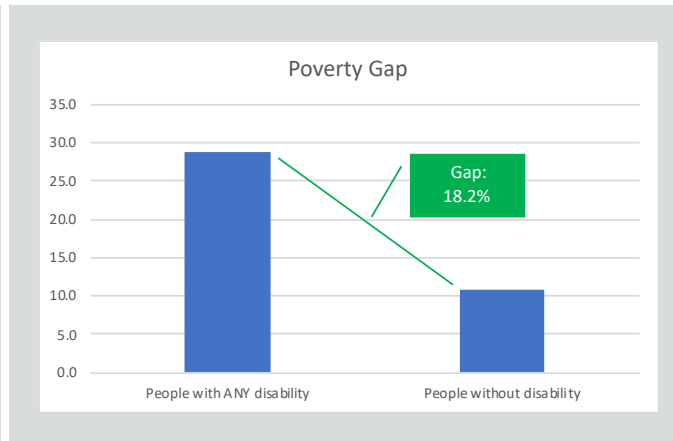
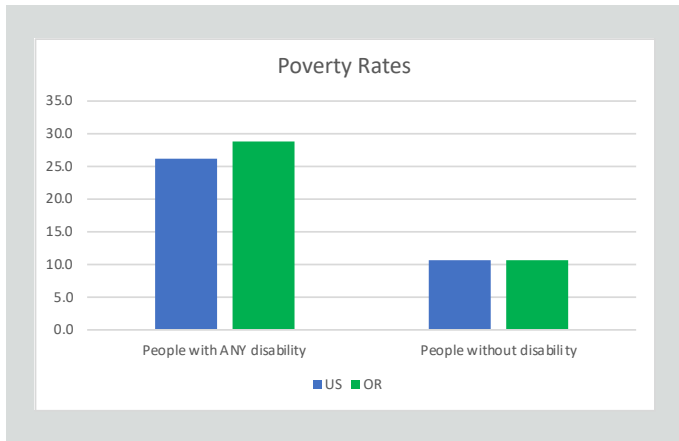
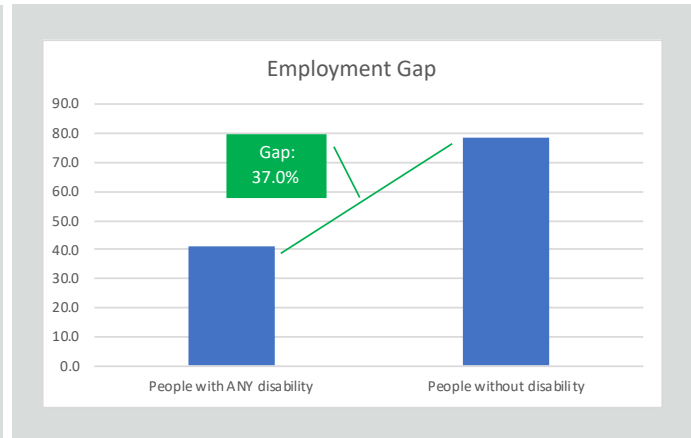
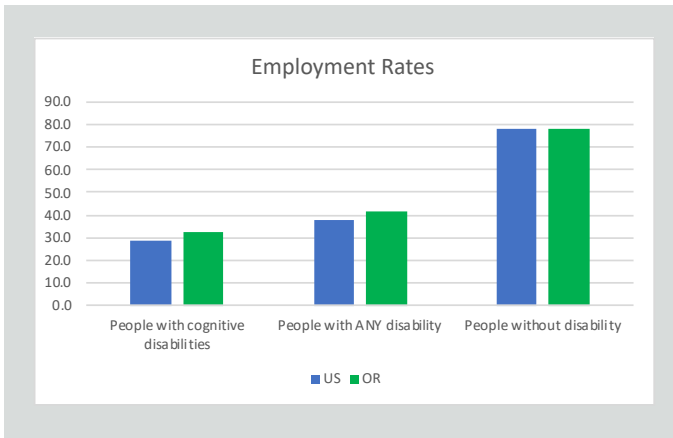


State Disability Employment Summary:

- Working-age Oregonians with disabilities are more likely to work than the national average. However, the employment gap between Oregonians with and without disabilities is wide.
- The rate of poverty of Oregonians with disabilities is above the national average. Oregonians with disabilities earn \$6,697 less on average than Oregonians without disabilities.

295,114

Working-age Oregonians with disabilities living in the community



\$6,697

Annual Income Gap for Oregonians with Disabilities

Data source: 2019 Annual Disability Statistics Compendium / American Community Survey (2018)
 (Non-institutionalized, male or female, ages 18-64, all races, regardless of ethnicity, with all education levels in the United States who reported a disability.)