



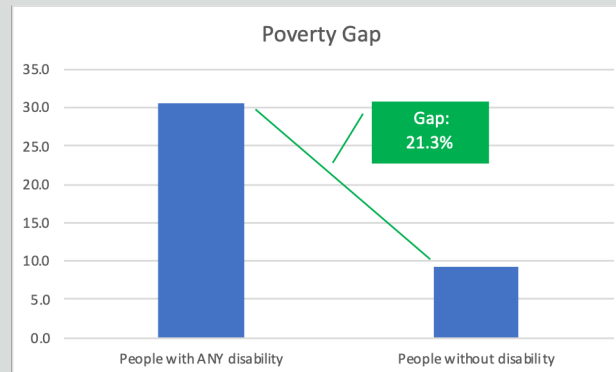
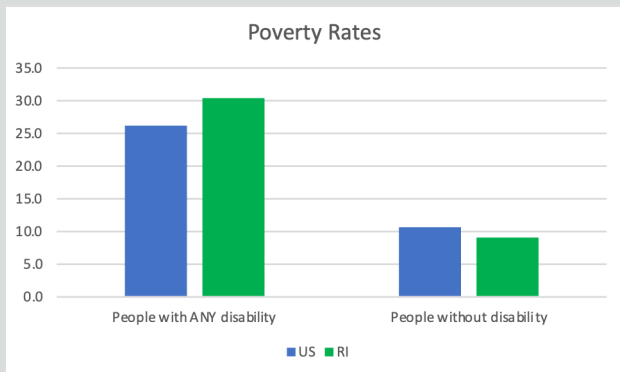
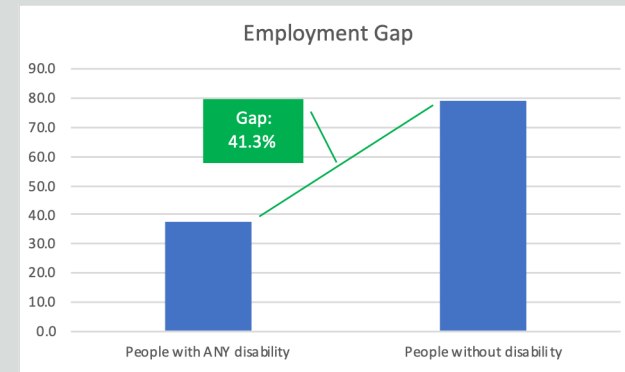
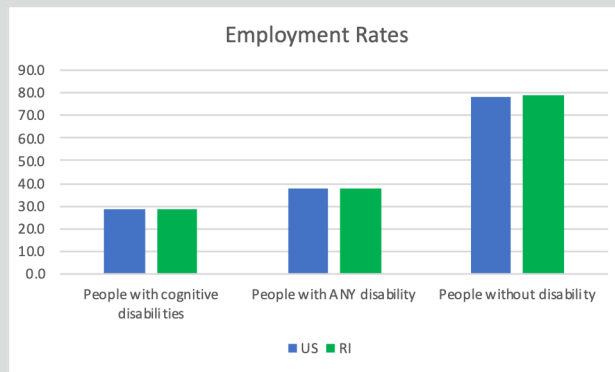
State Disability Employment Summary:

- Working-age Rhode Islanders with disabilities work at rates slightly higher than the national average. However, the employment gap between Rhode Islanders with and without disabilities is wide.
- The rate of poverty of Rhode Islanders with disabilities is higher than national average. Additionally, Rhode Islanders with disabilities earn \$10,230 less on average than Rhode Islanders without disabilities.



80,903

Working-age Rhode Islanders with disabilities living in the community



\$10,230

Annual Income Gap for Rhode Islanders with Disabilities

Data source: 2019 Annual Disability Statistics Compendium / American Community Survey (2018)
 (Non-institutionalized, male or female, ages 18-64, all races, regardless of ethnicity, with all education levels in the United States who reported a disability.)