



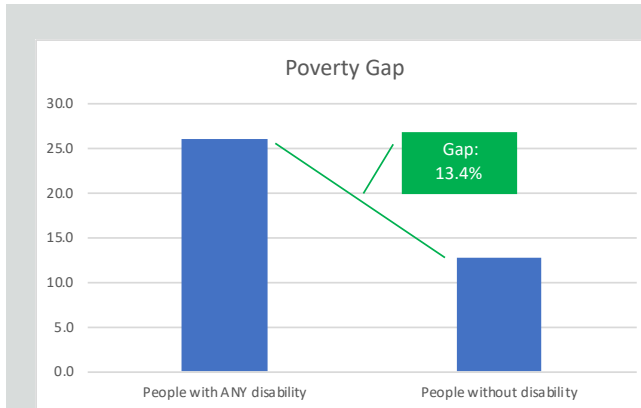
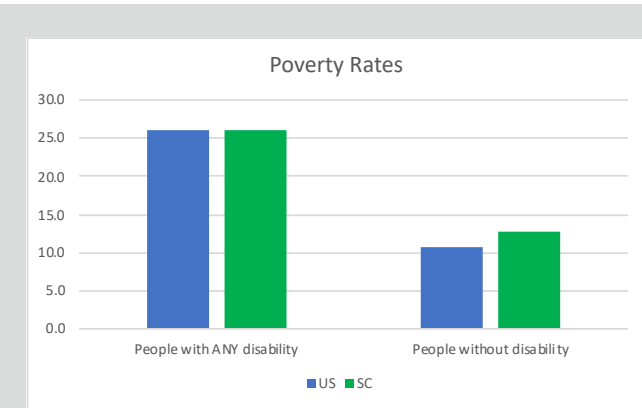
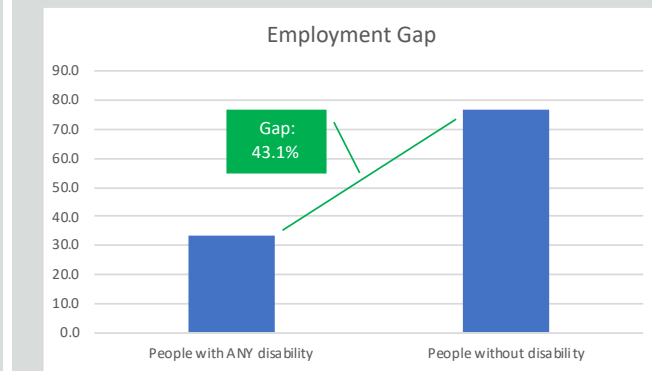
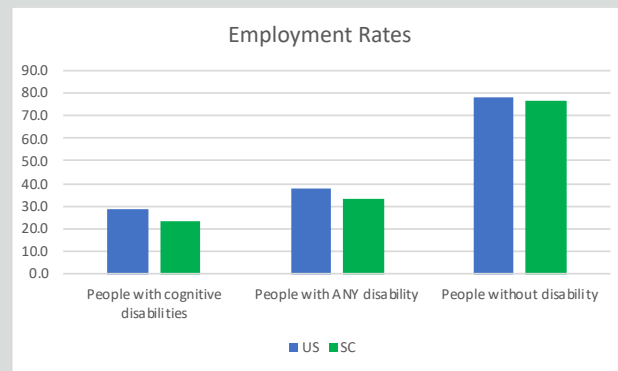
### State Disability Employment Summary:

- Working-age South Carolinians with disabilities are less likely to work than the national average. The employment gap between South Carolinians with and without disabilities is wide.
- The rate of poverty of South Carolinians with disabilities is similar to the national average. South Carolinians with disabilities earn \$5,306 less on average than South Carolinians without disabilities.



366,373

Working-age South Carolinians with disabilities living in the community



\$5,306

Annual Income Gap for South Carolinians with Disabilities

Data source: 2019 Annual Disability Statistics Compendium / American Community Survey (2018)  
 (Non-institutionalized, male or female, ages 18-64, all races, regardless of ethnicity, with all education levels in the United States who reported a disability.)