



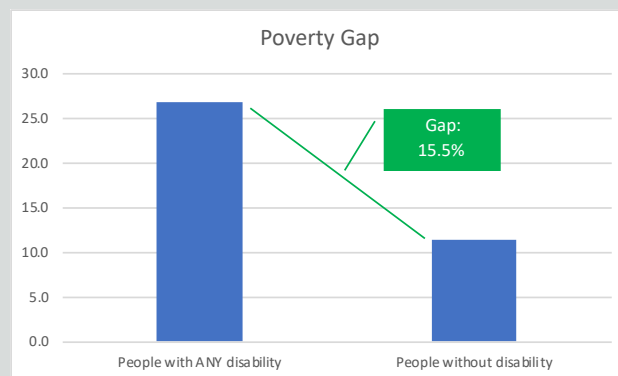
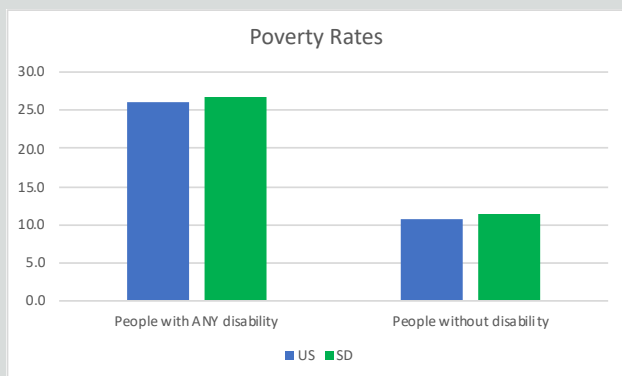
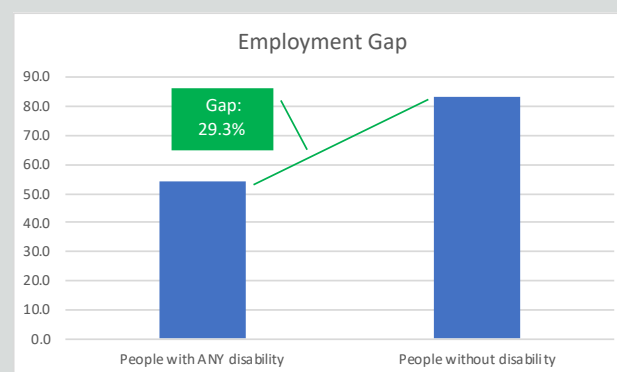
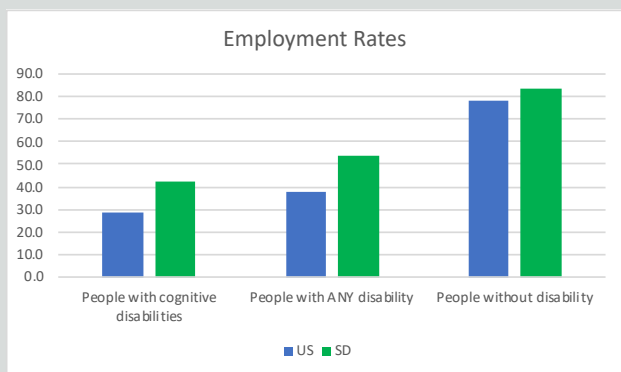
State Disability Employment Summary:

- Working-age South Dakotans with and without disabilities are more likely to work than the national average. The employment gap between South Dakotans with and without disabilities is wide.
- The rate of poverty of South Dakotans with and without disabilities is above the national average. South Dakotans with disabilities earn \$3,064 less on average than South Dakotans without disabilities.



53,828

Working-age South Dakotans with disabilities living in the community



\$3,064

Annual Income Gap for South Dakotans with Disabilities

Data source: 2019 Annual Disability Statistics Compendium / American Community Survey (2018)
 (Non-institutionalized, male or female, ages 18-64, all races, regardless of ethnicity, with all education levels in the United States who reported a disability.)