



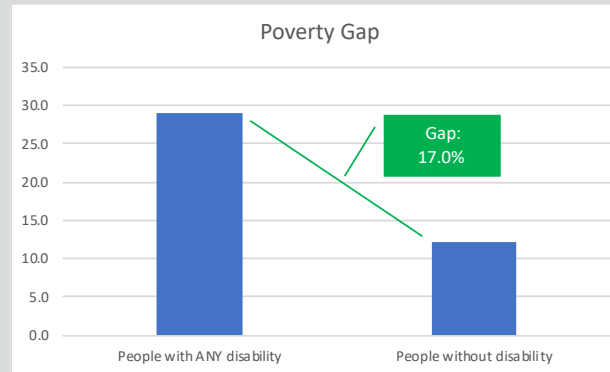
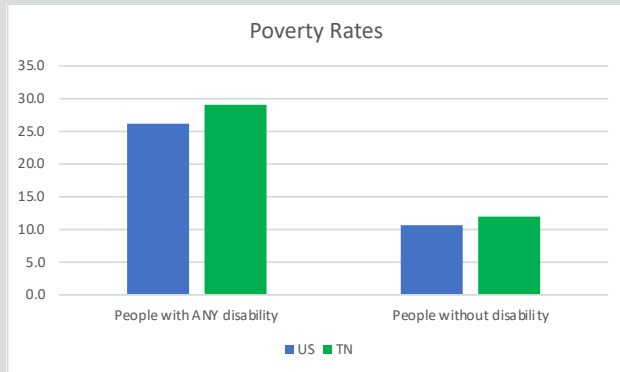
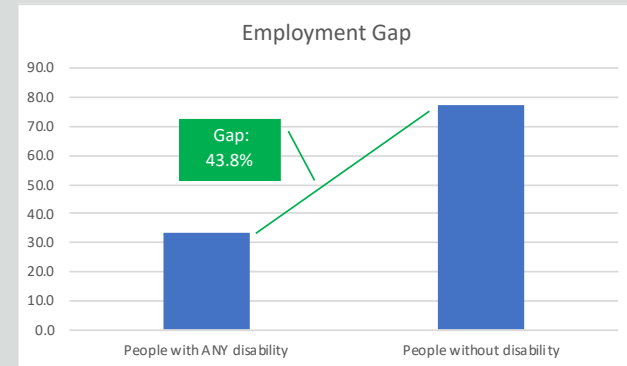
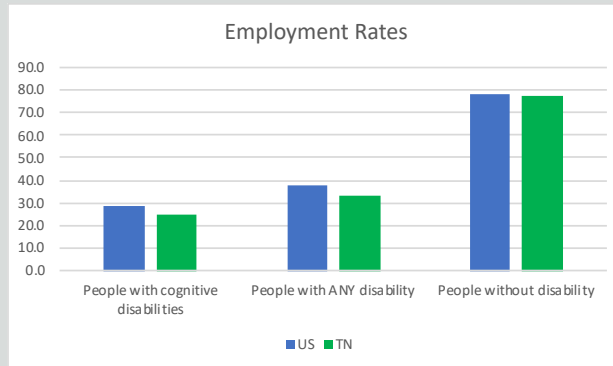
State Disability Employment Summary:

- Working-age Tennesseans with and without disabilities are less likely to work than the national average. Additionally, the employment gap between Tennesseans with and without disabilities is wide.
- The rate of poverty of Tennesseans with and without disabilities is above the national average. Tennesseans with disabilities earn \$4,406 less on average than Tennesseans without disabilities.



552,942

Working-age Tennesseans with disabilities living in the community



\$4,406

Annual Income Gap for Tennesseans with Disabilities

Data source: 2019 Annual Disability Statistics Compendium / American Community Survey (2018)
 (Non-institutionalized, male or female, ages 18-64, all races, regardless of ethnicity, with all education levels in the United States who reported a disability.)