

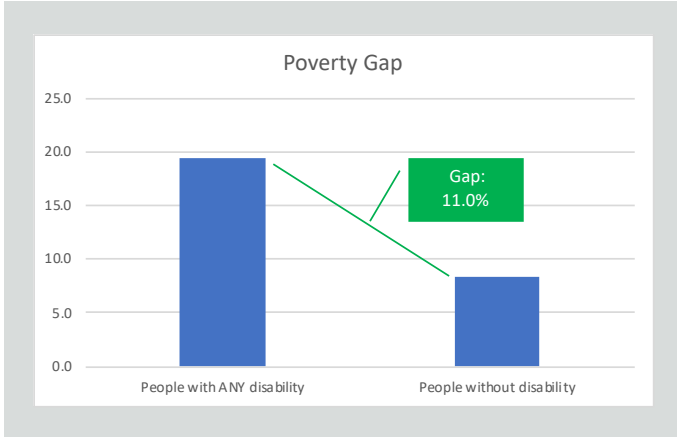
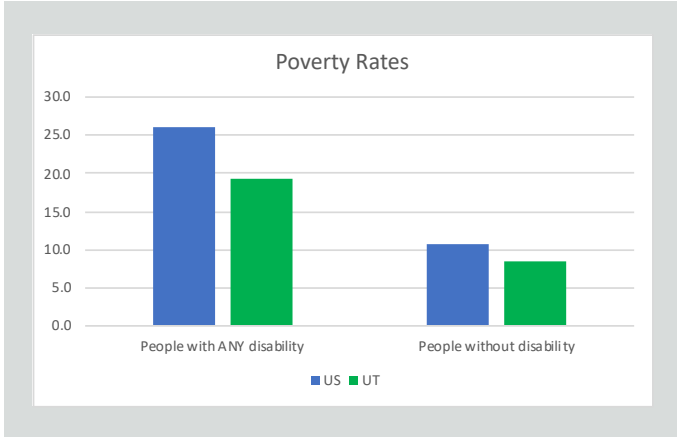
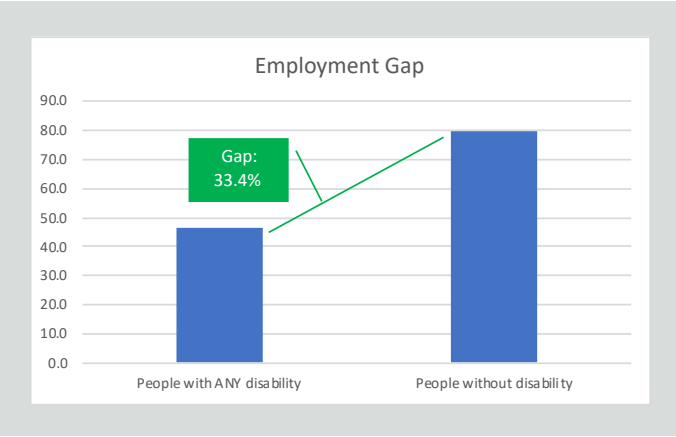
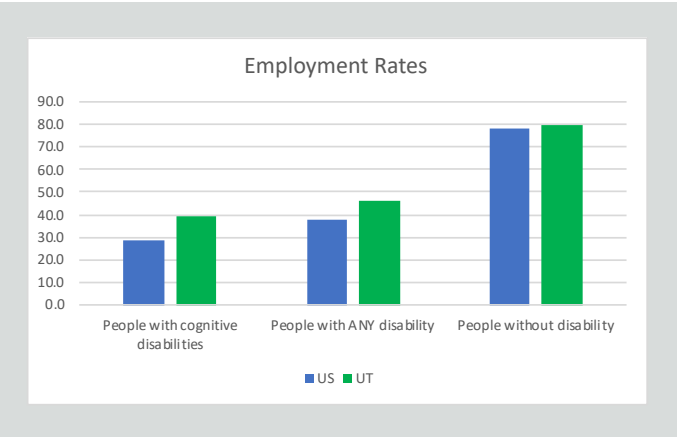


State Disability Employment Summary:

- Working-age Utahans with disabilities are more likely to work than the national average. However, the employment gap between Utahans with and without disabilities is wide.
- The rate of poverty of Utahans with disabilities is below the national average. However, Utahans with disabilities earn \$6,003 less on average than Utahans without disabilities.

155,329

Working-age Utahans with disabilities living in the community



\$6,003

Annual Income Gap for Utahans with Disabilities

Data source: 2019 Annual Disability Statistics Compendium / American Community Survey (2018)
 (Non-institutionalized, male or female, ages 18-64, all races, regardless of ethnicity, with all education levels in the United States who reported a disability.)