



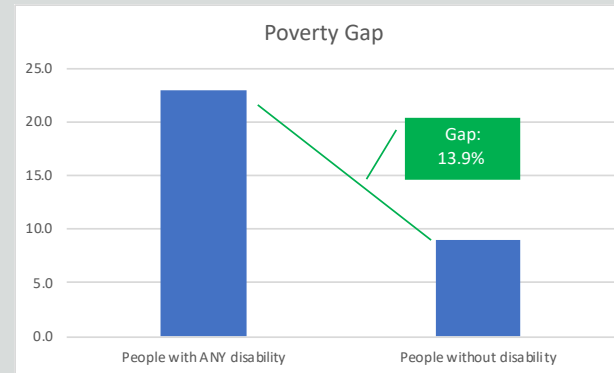
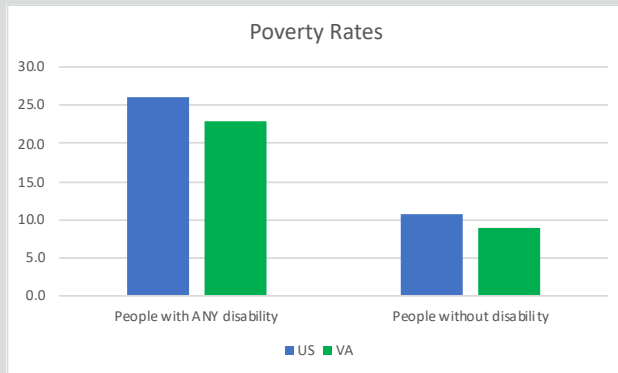
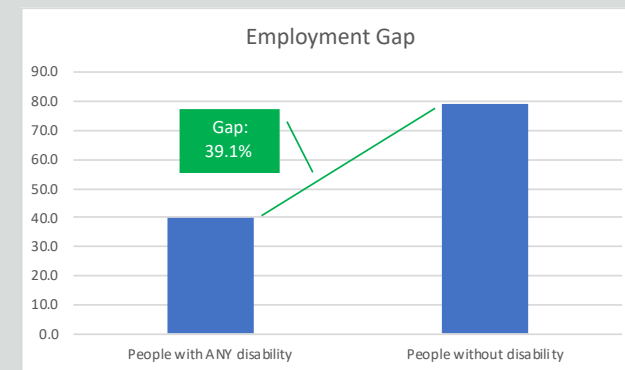
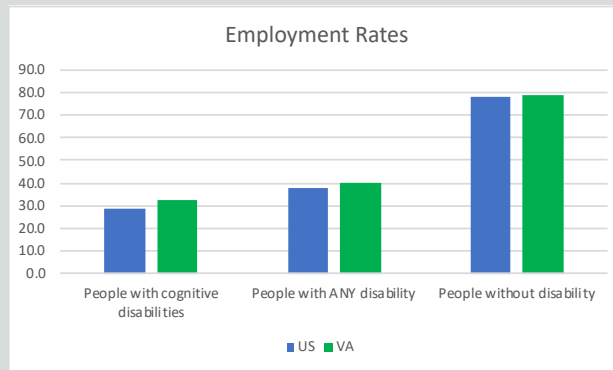
State Disability Employment Summary:

- Working-age Virginians with and without disabilities work at roughly the same rate as the national average. However, the employment gap between Virginians with and without disabilities is wide.
- The rate of poverty of Virginians with and without disabilities is below the national average. However, Virginians with disabilities earn \$5,191 less on average than Virginians without disabilities.



485,460

Working-age Virginians with disabilities living in the community



\$5,191

Annual Income Gap for Virginians with Disabilities

Data source: 2019 Annual Disability Statistics Compendium / American Community Survey (2018)
 (Non-institutionalized, male or female, ages 18-64, all races, regardless of ethnicity, with all education levels in the United States who reported a disability.)