



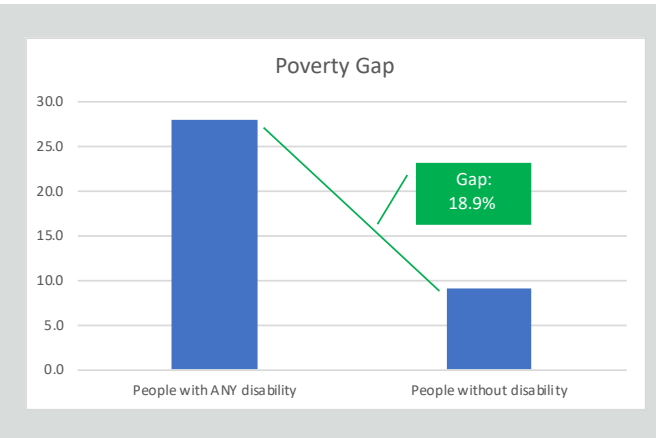
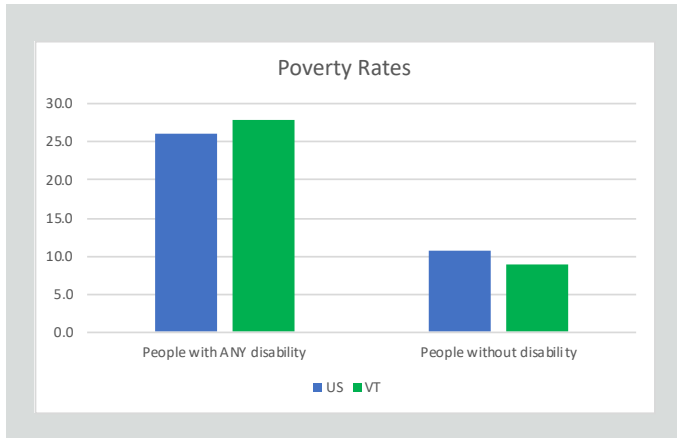
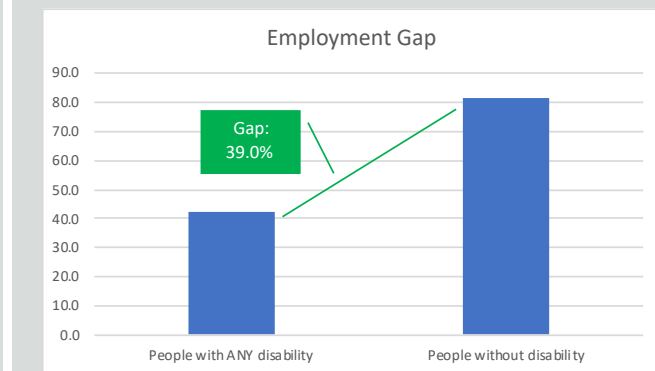
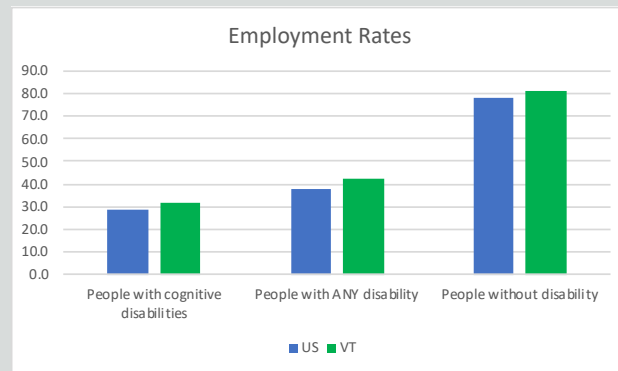
### State Disability Employment Summary:

- Working-age Vermonters with and without disabilities are more likely to work than the national average. However, the employment gap between Vermonters with and without disabilities is wide.
- The rate of poverty of Vermonters with disabilities is above the national average. Vermonters with disabilities earn \$5,668 less on average than Vermonters without disabilities.



44,257

Working-age Vermonters with disabilities living in the community



\$5,668

Annual Income Gap for Vermonters with Disabilities

Data source: 2019 Annual Disability Statistics Compendium / American Community Survey (2018)  
 (Non-institutionalized, male or female, ages 18-64, all races, regardless of ethnicity, with all education levels in the United States who reported a disability.)