



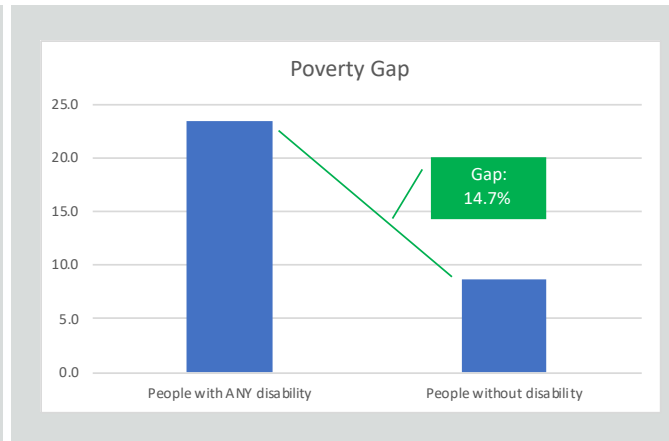
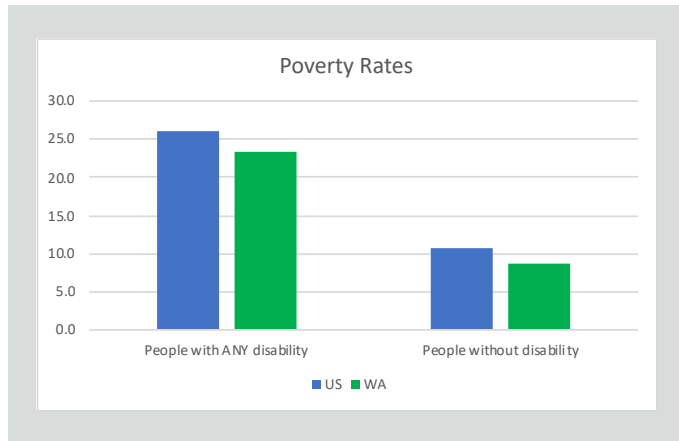
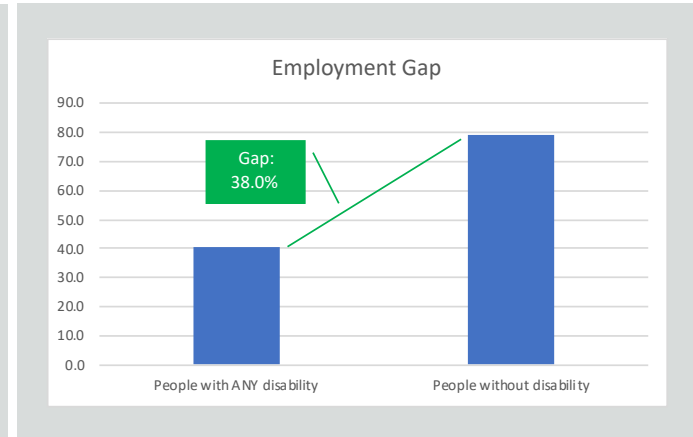
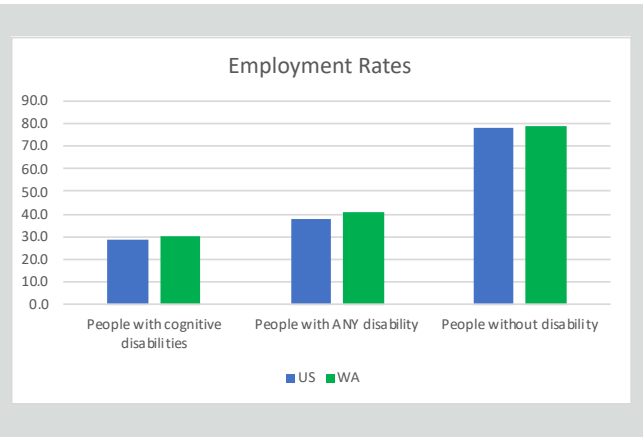
State Disability Employment Summary:

- Working-age Washingtonians with disabilities are slightly more likely to work than the national average. However, the employment gap between Washingtonians with and without disabilities is wide.
- The rate of poverty of Washingtonians with disabilities is below the national average. However, Washingtonians with disabilities earn \$9,467 less on average than Washingtonians without disabilities.



478,622

Working-age Washingtonians with disabilities living in the community



\$9,467

Annual Income Gap for Washingtonians with Disabilities

Data source: 2019 Annual Disability Statistics Compendium / American Community Survey (2018)
(Non-institutionalized, male or female, ages 18-64, all races, regardless of ethnicity, with all education levels in the United States who reported a disability.)