



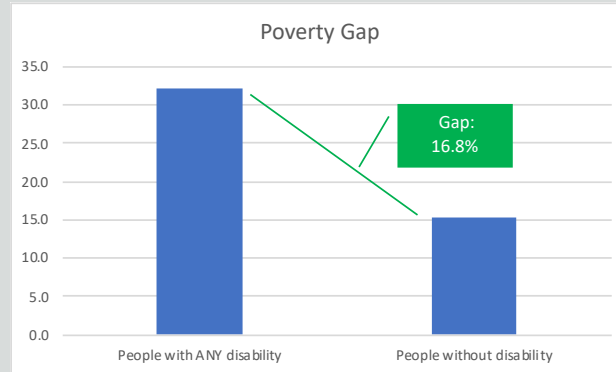
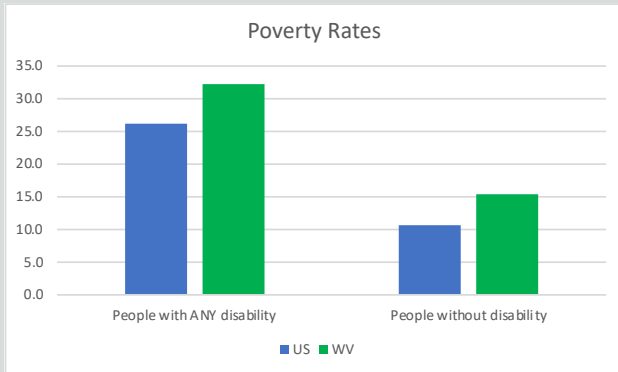
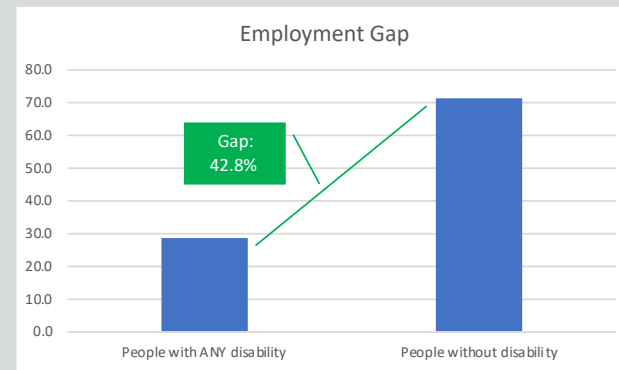
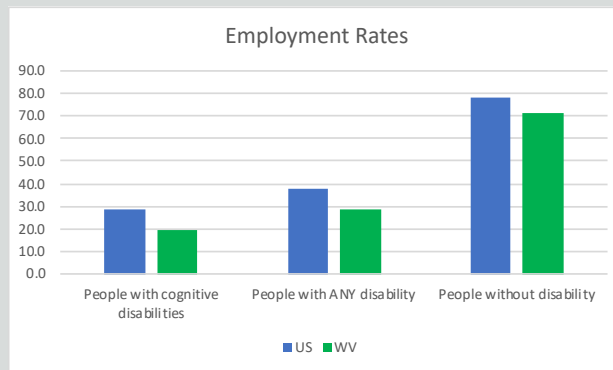
State Disability Employment Summary:

- Working-age West Virginians with and without disabilities are less likely to work than the national average. The employment gap between West Virginians with and without disabilities is wide.
- The rate of poverty of West Virginians with and without disabilities is above the national average. West Virginians with disabilities earn \$6,563 less on average than West Virginians without disabilities.



175,002

Working-age West Virginians with disabilities living in the community



\$6,563

Annual Income Gap for West Virginians with Disabilities

Data source: 2019 Annual Disability Statistics Compendium / American Community Survey (2018)
(Non-institutionalized, male or female, ages 18-64, all races, regardless of ethnicity, with all education levels in the United States who reported a disability.)